

UPDATE 2025.4

Update Overview

December 2025



2025.4 is only applicable to SaaS customers



A wide-angle photograph of the Austin skyline at sunset. The sky is a mix of orange, yellow, and grey clouds. The city skyline is visible in the background with several tall skyscrapers. In the foreground, a bridge spans the river, and a small boat is visible on the water. The text 'CONNECT 2026' is overlaid in the top left, 'AUSTIN' is in the center, and 'SAVE THE DATE - SEPT 28-30' is below it. A yellow box with 'Connect 2025' is in the bottom right.

CONNECT 2026

AUSTIN

SAVE THE DATE - SEPT 28-30

Connect 2025

Watch the 2025.4 Overview Video!

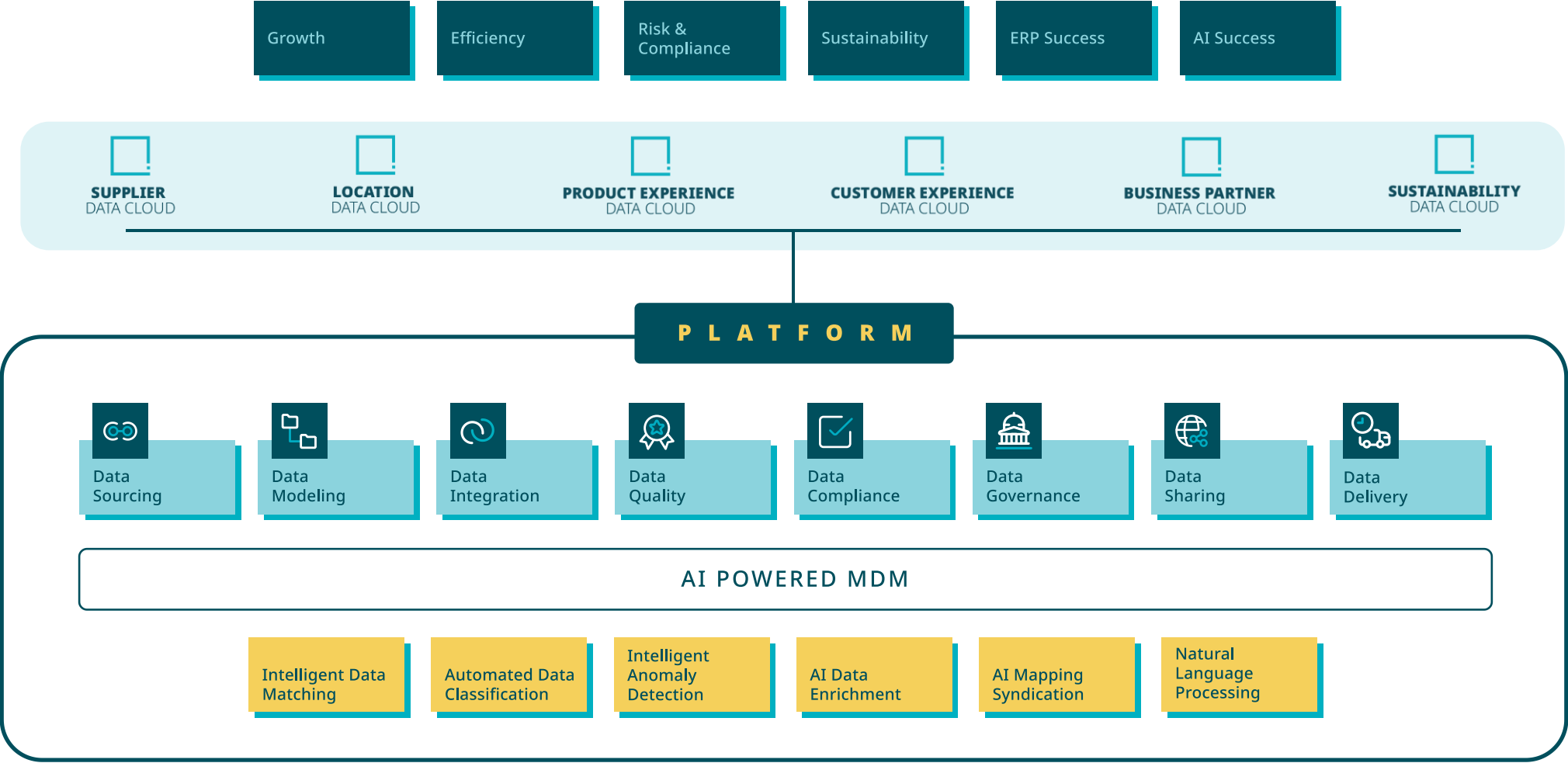



Table of Contents

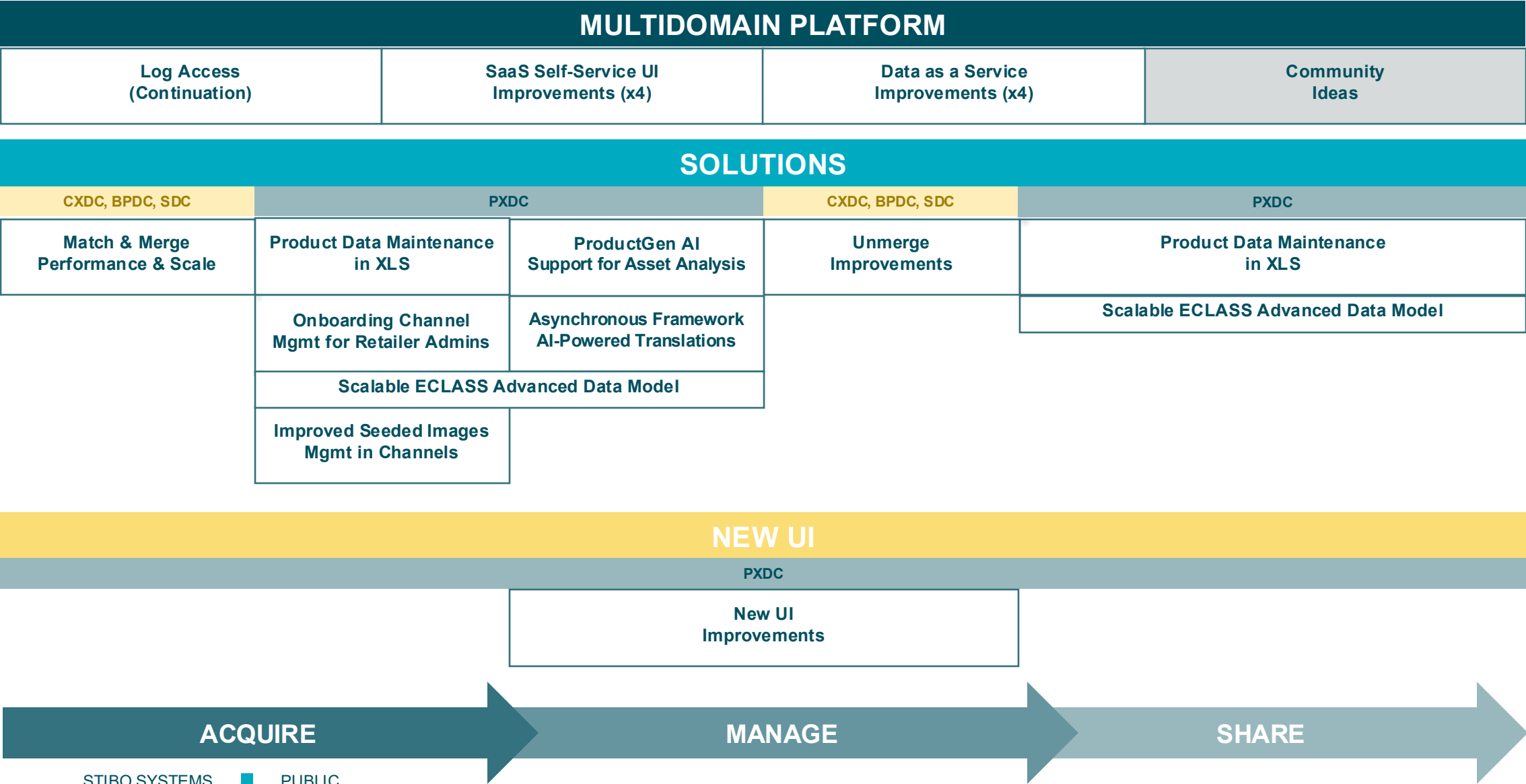


01	Product Portfolio	
02	2025.4 Update Initiative Map	
03	MDM Platform – New initiatives related to the Stibo Systems Platform core	
04	Acquire – New initiatives related to data acquisition	
05	Manage – New initiatives related to data management	
06	Share – New initiatives related to data sharing	
07	New UI – Focus on continuous improvements of the New UI	
08	How to Update – The first step to get you started	
09	General Information – Information on Product Documentation, Academy and Communities	
10	Looking Back! – Browse previous Updates on YouTube	

Product Portfolio



2025.4 Update Initiative Map



MDM Platform

MDM Platform



01	<u>Log Access (Continuation)</u>
02	<u>Self-Service UI Improvements</u> (4 slides)
03	<u>Data as a Service Improvements</u> (4 slides)



Log Access (Continuation)

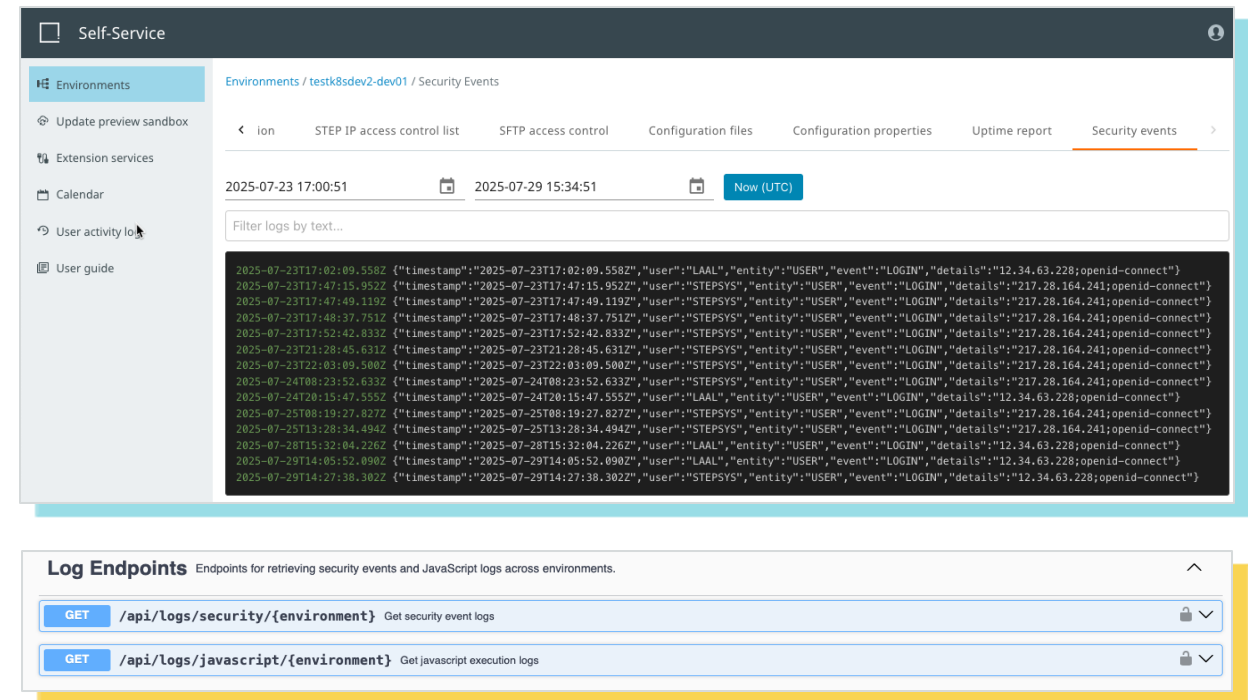
@ADMIN
@DEVELOPER

Current Situation | With [2025.3](#), access to Security Events became available through Self-Service (see *top screenshot*).

Challenge | Retrieving these events is a manual process and does not support automated monitoring or auditing.

What's New | With 2025.4, we're introducing API access to Security Events and JavaScript logs (see *bottom screenshot*).

Expected Benefits | You can now easily retrieve Security Events via API for automated monitoring and auditing, streamlining security oversight.



UPDATE NOTES



Watch the chapter on YouTube!

Included in Base

Self-Service UI (1/4) – Role-Based Access Control

@ADMIN

Current Situation | The Self-Service UI currently supports only one admin role, meaning every user has full access to all functionality.

Challenge | New features such as Log Access and the Modular Service Platform require access for different user personas, which should not necessarily include permissions for other areas.

What's New | Role-Based Access Control is now available when using External Authentication, enabling customers to assign roles per user.

Expected Benefits | Using Role-Based Access Control ensures users access only the functionality relevant to their role, improving security and governance.



UPDATE NOTES



Watch the chapter on YouTube!

Included in Base ←

Self-Service UI (2/4) – Sandbox Restore

@ADMIN
@DEVELOPER

Current Situation | Customers can clear sandbox environments and import configuration and data using STEPXML and the Refresh Configuration feature.

Challenge | While the Refresh Configuration works well for many scenarios, repeated use—especially for test preparation—can be cumbersome for some customers.

What's New | The latest Self-Service UI introduces the ability to create and restore sandbox database backups.

Expected Benefits | It enables faster resets to a baseline state, ideal for (automated) testing and other situations that require quick environment refreshes.

The screenshot displays the 'Self-Service' interface with a sidebar menu containing 'Environments', 'Modular services', 'Calendar', 'User activity log', and 'User guide'. The main content area is titled 'Environments / cmdm-sandbox / Restore' and includes tabs for 'General', 'Update environment', 'Restore' (active), 'Refresh configuration', and 'STEP IP access control list'. Below the tabs, a 'Description' section explains the restore process. A 'Database Backup and Restore' table lists a backup for 'sandbox_1' with a generation date of '2025-10-20T11:23:30' and a backup ID of 'b0d801e8-3e65-4583-8210-03c70d9d9ca1'. At the bottom of the table are 'Restore' and 'Generate backup' buttons.

	Source system	Backup generation date and time	Database Backup
<input checked="" type="radio"/>	sandbox_1	2025-10-20T11:23:30	b0d801e8-3e65-4583-8210-03c70d9d9ca1

UPDATE NOTES



Watch the chapter on YouTube!

Included in Base

Self-Service UI (3/4) – New Capabilities

Current Situation | Customers can manage multiple areas of their SaaS environments, but some tasks still require support team involvement.

Challenge | Multiple areas customers want to maintain still depend on support intervention.

What's New | The latest Self-Service UI introduces new capabilities:

- Updating the STEP login screen welcome text and password reset options.
- Creating an update preview sandbox using a preprod environment as the source.
- Setting and maintaining Scene7 and MongoDB configuration properties.
- Validating whether active Customizations or Extensions are compatible with an update to a new STEP version ([see screenshot on next slide](#)).
- Filtering by component in the (delta) changelog for updates within a STEP version.
- Displaying platform alerts and service disruption notifications from StatusHub.

Expected Benefits | Greater self-service control, reducing reliance on support and improving operational efficiency.

UPDATE NOTES



Watch the chapter on YouTube!

@ADMIN
@DEVELOPER



Included in Base ←

Self-Service UI (4/4) – Customization / Extension Compatibility Check

✓

Update options

✓

Details

3

Custom add-ons

4

Apply

! Compatibility check for custom add-ons identified compatibility issues.

Below is a table presenting the custom add-ons, that are configured as "desired" on the environment, and were checked against the target image for the update. As incompatible custom add-ons have been identified, the update has been blocked to prevent potential downtime or instability. To enable the environment update, compatible versions of the custom add-ons identified as incompatible in the table below must be prepared and configured on the environment.

- For Customizations maintained by Stibo Systems, submit an issue within the Stibo Systems Service Portal sharing the error details available below the table.
- For Extension API, contact the team(s) responsible for the development of the extensions. Sharing the details available below the table may help in determining what are the necessary changes to prepare and configure compatible custom add-ons on the environment.

Click Back to see your update options again.

Custom add-on	Compatibility
to:customer/acme/acme-datacontainer/7.0/acme-datacontainer-7.0.14.spr	✓
to:customer/acme/acme-outboundintegration/7.0/acme-outboundintegration-7.0.10.spr	!
to:customer/acme/acme-sdk-webui/sdk/acme-sdk-webui-2.1.0.1.spr	✓

▼Details

acme-outboundintegration-7.0.10: Missing requirement during resolve: com.stibo.customer.acme.outboundintegration/1.11.0 needs Import package com.stibo.core.domain.backgroundprocess;version=[5.14.0,6.0.0)

Back

Next

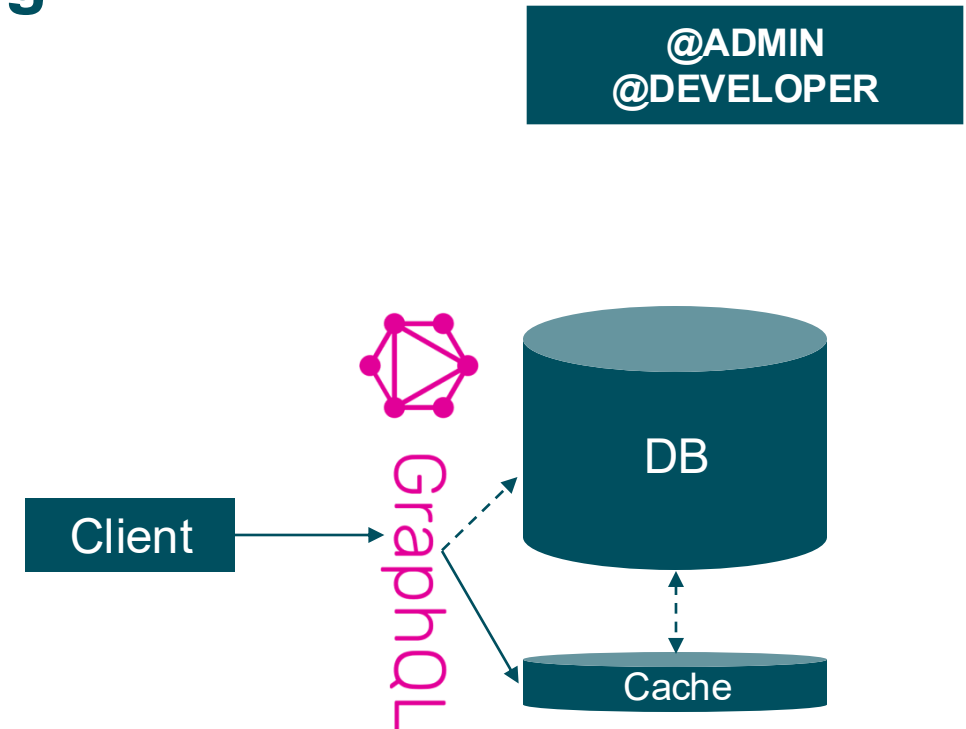
Data as a Service (1/4) – Request Caching

Current Situation | Repetitive data requests are processed individually without leveraging caching.

Challenge | Even when data remains unchanged or changes are irrelevant, repetitive requests lead to inefficiencies and unnecessary resource consumption.

What's New | The latest DaaS release introduces request caching, giving you control at both the service and request level.

Expected Benefits | Significantly faster response times and reduced object consumption for repetitive requests. This enhancement also strengthens our ability to support AI-driven use cases, complementing the recently announced Stibo Systems MCP Server offering (Limited Availability).



UPDATE NOTES



Watch the chapter on YouTube!

Included in the Data as a Service license ←

Data as a Service (2/4) – Consumption Control

@ADMIN
@DEVELOPER

Current Situation | Customers cannot configure consumption limits within their DaaS services; currently, only Stibo Systems can set a global limit.

Challenge | To avoid unexpected excess usage, customers need more granular control over consumption.

What's New | The latest DaaS release introduces configurable request and object request limits at global, service, or consumer levels.

Expected Benefits | Helps prevent overconsumption, particularly in non-production environments during implementation and testing.

Usage Limits			^
GET	/security/usage-limit	Lists the current global usage limits	▼ 🔒
PUT	/security/usage-limit	Sets global usage limits	▼ 🔒
DELETE	/security/usage-limit	Deletes the current global usage limits	▼ 🔒
GET	/security/usage-limit/{service}	Lists the current service-level usage limits	▼ 🔒
PUT	/security/usage-limit/{service}	Sets service-level usage limits	▼ 🔒
DELETE	/security/usage-limit/{service}	Deletes the current service-level usage limits for the specified service	▼ 🔒
GET	/security/usage-limit/{service}/{apiKey}	Lists the current usage limits for the specified api key	▼ 🔒
PUT	/security/usage-limit/{service}/{apiKey}	Sets usage limits for the specified api key	▼ 🔒
DELETE	/security/usage-limit/{service}/{apiKey}	Deletes the current usage limits for the specified api key	▼ 🔒

UPDATE NOTES



Watch the chapter on YouTube!

Included in the Data as a Service license ←

Data as a Service (3/4) – Map Attributes by Attribute Groups

@DEVELOPER

Current Situation | Service schemas can be configured to allow attribute values to become available through various methods, primarily relying on metadata.

Challenge | Customers want to control attribute value availability within their services using standard methods commonly used in STEP, to restrict access or inclusion of certain attributes.

What's New | The latest DaaS release now supports mapping service attributes based on the attribute groups they belong to in STEP.

Expected Benefits | Customers can manage which attributes are exposed in individual services directly from STEP by leveraging attribute groups.

@mapValuesByAttributeGroup

directive @mapValuesByAttributeGroup(attributeGroupID: String) on FIELD_DEFINITION

Description:

Maps all values present on object into this field where corresponding attribute is part of the specified attribute group. Would usually be mapped as list return type, but if mapped as singular first found value is returned.

Example:

```
type Example @mapObjectByObjectType(objectTypeID: "SKU") {  
  allValuesByAttributeGroup: [AttributeIDAndValue]!  
    @mapValuesByAttributeGroup(attributeGroupID: "Attributes_For_SAP")  
}
```

[UPDATE NOTES](#)[Watch the chapter on YouTube!](#)

Included in the Data as a Service license

Data as a Service (4/4) – Improved Performance and Storage Efficiency

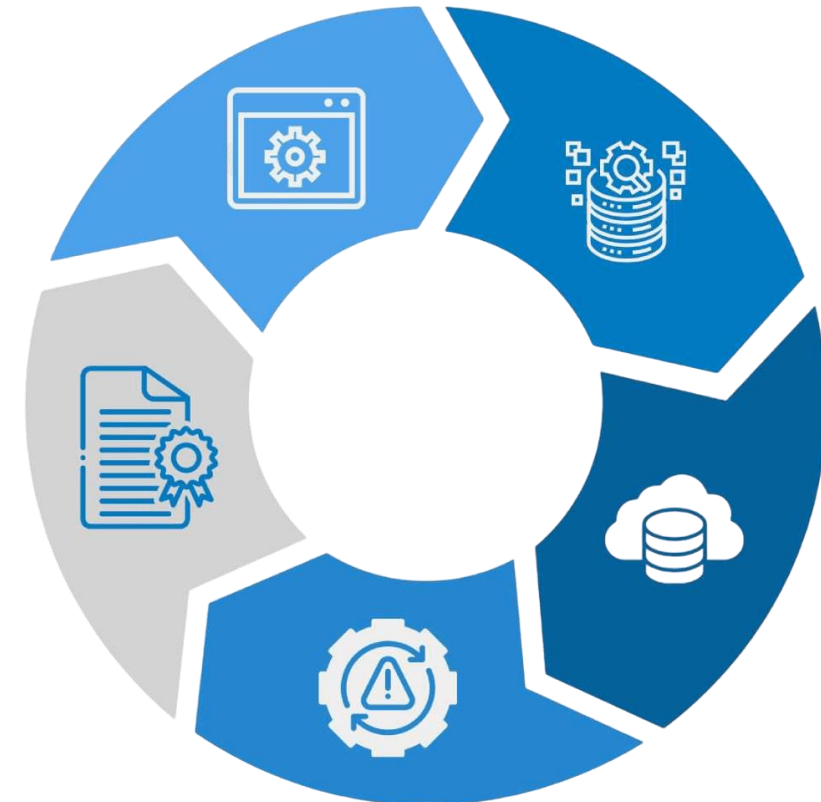
Current Situation | DaaS has been available for some time, but its underlying cloud-native components are continuously enhanced by Microsoft Azure.

Challenge | Performance and storage efficiency remain critical areas for our DaaS offering. We actively monitor these aspects and underlying components to identify improvement opportunities.

What's New | The latest DaaS release leverages updated libraries and components, delivering substantial performance gains and reduced storage usage.

Expected Benefits | Faster response times, improved parallel processing, and lower storage consumption which enables customers to manage more data within existing limits.

@ADMIN
@DEVELOPER



UPDATE NOTES



Watch the chapter on YouTube!

Included in the Data as a Service license ←

Acquire

Acquire



01	<u>Product Data Maintenance in XLS</u>	
02	<u>Onboarding Channel Management for Retailer Admins</u>	
03	<u>Improved Seeded Images Management in Channels</u>	
04	<u>Scalable ECLASS ADVANCED Data Model</u>	
05	<u>Match & Merge - Performance and Scale</u>	

Product Data Maintenance in XLS

@BUSINESS USER

Current Situation | Many small suppliers prefer using Excel to manage product data onboarding, especially for just a few products. Enhancing Excel import/export will support their workflows better.

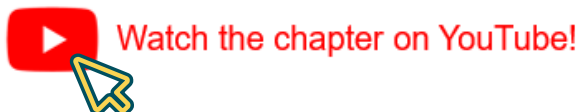
Challenge | Product Data Onboarding doesn't currently support attributes with list of values in Excel files, making it harder for users to manage complex structures.

What's New | With 2025.4, users can import/export attributes' list of values in Excel.

Expected Benefits | These updates simplify onboarding, reduce manual work, and make Excel a more complete option for managing product data, especially for small or non-technical users.

	A	U	V	W
	Id	Pack quantity	Pack type	Product type
1				
2	2168752	24		
3	2168770		Each	
4			Pack	
5			Pair	
6			Set	
7			DELETE	
8				
9				

Notification
Only predefined values allowed



Available with the PDX Onboarding license and the PDX Syndication license ←

Onboarding Channel Management for Retailer Admins

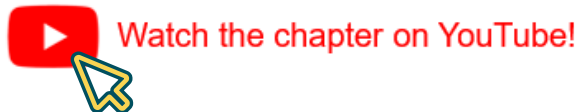
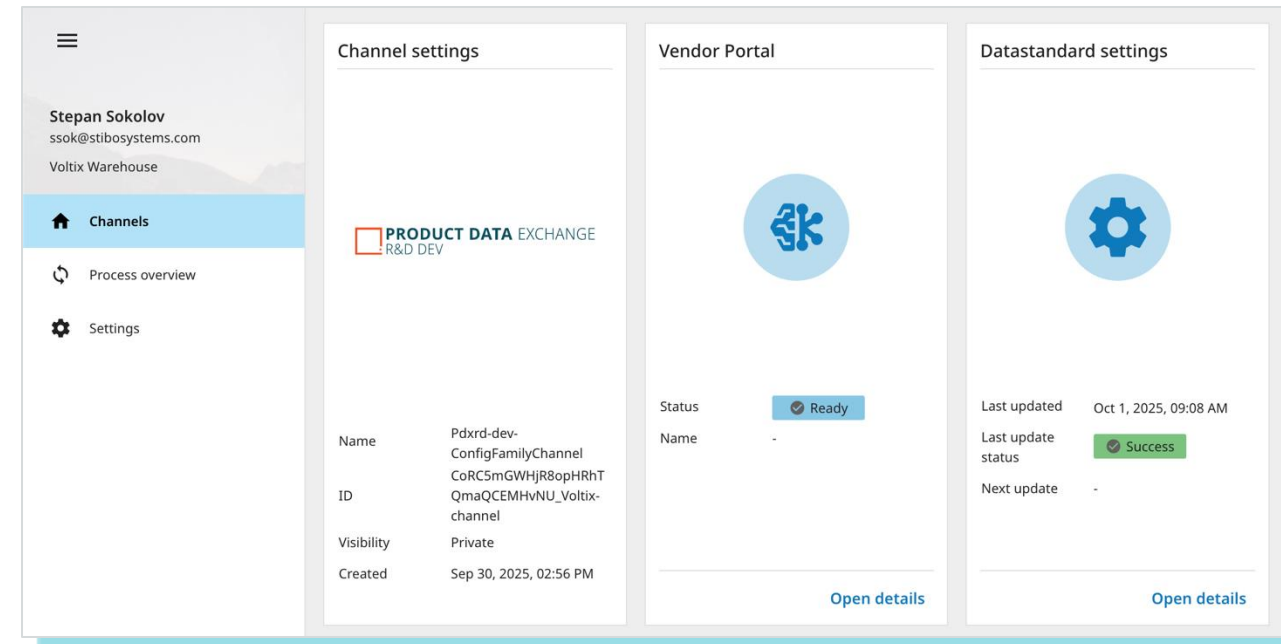
@ADMIN

Current Situation | Now that foundational structures for retailer/channel ownership and supplier registration are in place within Product Data Onboarding, we can enhance the newly branded Channel Portal to support growing demand.

Challenge | Retailers need an efficient, scalable self-service portal for managing their onboarding channels.

What's New | Our 2025.4 update transforms the Channel Portal into a scalable, self-service tool that empowers retailers to manage onboarding channels more efficiently, preparing the platform for broader adoption.

Expected Benefits | Multichannel support and migration of channel update jobs from Jenkins to Product Data Onboarding, self-service channel management, faster channel deployment.



Available with the PDX Onboarding license ←

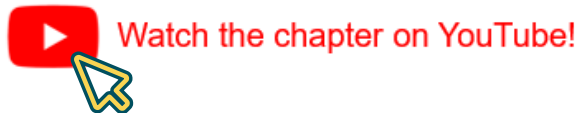
Improved Seeded Images Management in Channels

Current Situation | When images retrieved from the Stibo Systems Platform are resubmitted via Product Data Onboarding, new STEP IDs are generated, creating duplicate assets and breaking product links.

Challenge | The current ID-generation rules are meant to ensure uniqueness and support multiple asset object types, but they unintentionally duplicate assets when seeded images are resubmitted, contrary to customer expectations.

What's New | With 2025.4 we are introducing a mapping mechanism during maintenance/retrieval to retain the original STEP ID for identical usages. On submission, the existing asset is reused unless the usage type changes, in which case a new ID is generated.

Expected Benefits | This prevents unnecessary duplication, maintains correct product-asset links, supports legitimate new usages, while ensuring repeated seeding and submission do not create redundant assets. This improves efficiency and data integrity.



@ADMIN

Available with the PDX Onboarding license ←

Scalable ECLASS ADVANCED Data Model

Current Situation | The existing ECLASS ADVANCED (ECA) data model in the Stibo Systems Platform does not scale effectively when managing large product volumes (1,000,000+).

Challenge | The scalability limitation leads to performance bottlenecks and unmanageable workloads risking delays in business-critical processes like onboarding, enrichment, and classification.

What's New | The redesigned data model in 2025.4 resolves these issues by folding the entire ECLASS ADVANCED hierarchy into a single, version-specific attribute on the product itself.

Expected Benefits | This streamlined approach reduces database and memory usage, simplifies the overall data structure, and enhances import/export performance—ensuring the platform can scale efficiently. Internally, the data will be represented in CSV format, utilizing IRDI as internal IDs.

@ADMIN
@BUSINESS USER
@DEVELOPER

The screenshot displays the 'Product Details' page in the ECLASS Advanced Editor. The page title is 'Product Details' and the subtitle is 'ECLASS Advanced Editor Screen'. The main content area shows a product entry for 'ECLASS10.0' with the title '27-37-04-09 Circuit breaker for power transformer, generator and syste...'. There are 'Remove link' and 'Approve ECLASS' buttons. Below this, a section titled 'Circuit breaker for power transformer, generator and syste...' is expanded, showing various attributes: 'Connection type' (AAK946), 'Design of actuating element' (BAA373), 'Device type' (AAM055), 'Greatest value of overload release adjustment range' (0.000 A), 'greatest value of short-time delayed short-circuit release adjustment range' (0.000 A), 'Greatest value of tuning range short circuit tripper, undelayed' (0.000 A), and 'integrated earth-fault protection present' (radio buttons for None, false, true). A 'collapse section -' link is visible. At the bottom, there are 'Save', 'Reset', 'Delete', and 'Link to ECLASS Advanced' buttons. The top right corner shows 'English US • Main' and a user icon.

Available with the ECLASS ADVANCED license ←

UPDATE NOTES



Watch the chapter on YouTube!

Match & Merge - Performance and Scale


@ADMIN
@DEVELOPER

Current Situation | Using the Machine Learning Matcher in Match and Merge Importer slows down import performance significantly.

Challenge | Invoking the Machine Learning Matcher was a blocking operation in the ranking process.

What's New | With 2025.4, Machine Learning processes are now started concurrently.

Expected Benefits | Using the Machine Learning Matcher in Match and Merge Importer will no longer slow down import performance.



UPDATE NOTES



Watch the chapter on YouTube!

Included in Base ←

Manage

Manage



01	<u>ProductGen AI – Support for Asset Analysis</u>	
02	<u>Asynchronous Framework, AI-Powered Translations</u>	
03	<u>Scalable ECLASS ADVANCED Data Model</u>	
04	<u>Unmerge Improvements</u>	



ProductGen AI – Support for Asset Analysis

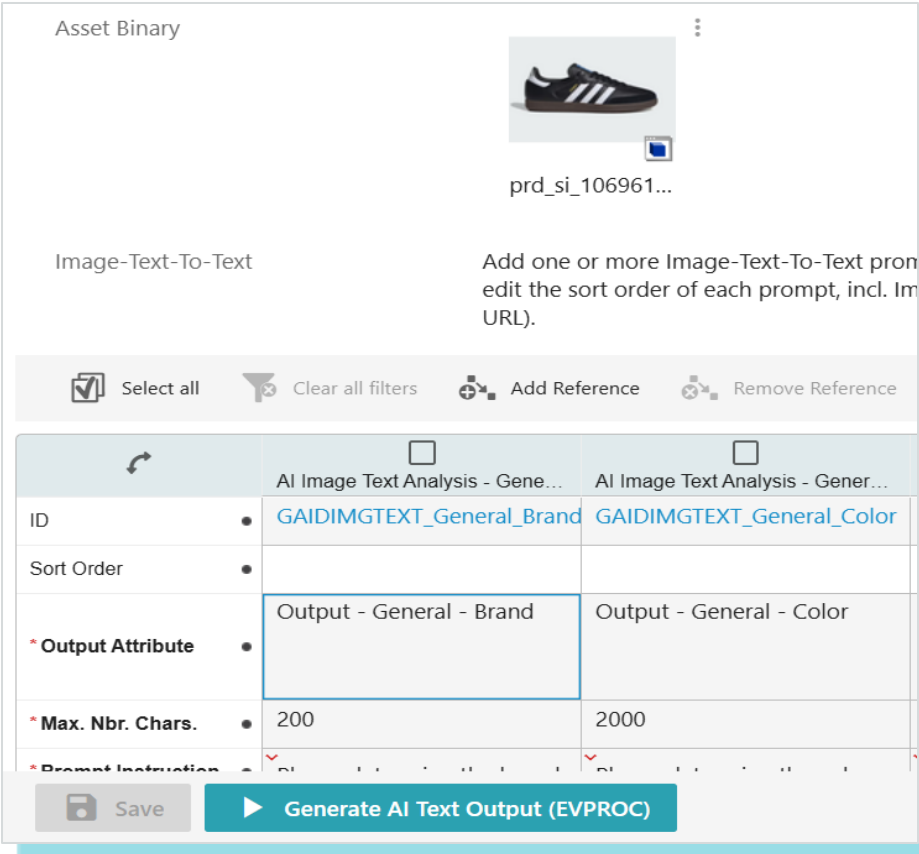
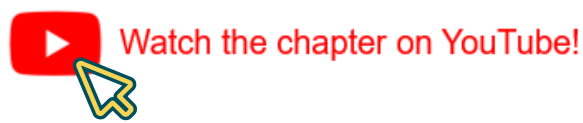
@ADMIN
@BUSINESS USER
@DEVELOPER

Current Situation | Need to enable customers to leverage Generative AI from within their existing Stibo Systems Platform to enhance product data content.

Challenge | Customers want to explore Generative AI, but doing so outside their MDM environment adds complexity and risk—making it hard to experiment safely and at scale.

What's New | 2025.4’s Azure OpenAI service lets customers use Generative AI to incorporate images to generate descriptions from solution-specific prompts, discover exceptions to digital content requirements, and define data quality rules using NLP to determine what is allowed or not allowed.

Expected Benefits | Streamlined content creation and quality control, allowing users to analyze asset content in concert with product data.



Available with the ProductGen AI license ←

Asynchronous Framework, AI-Powered Translations

@ADMIN
@BUSINESS USER
@DEVELOPER

Current Situation | Modern enterprises handle large volumes of multilingual product content, but traditional translation methods are slow, expensive, and hard to scale. These manual and agency-based approaches cannot keep up with the speed and complexity of today's omnichannel demands.

Challenge | Reliance on traditional localization methods delays global updates and increases operational costs. Enterprises need a faster, more scalable way to manage multilingual content across markets.

What's New | With 2025.4, we are launching a new AI-powered translation service within the asynchronous translation framework. This enhancement allows seamless integration of Stibo Systems' hosted large language model (LLM) into our platform to automate multilingual translations.

Expected Benefits | The solution enables multilingual updates across global markets, reduces costs by minimizing reliance on translation agencies, and scales consistent, high-quality content creation across languages.

The screenshot shows a web-based configuration wizard titled "Asynchronous Service Configuration Wizard". It has a sidebar with two steps: "1. Service" (selected) and "2. Load Handling". The main area is titled "Service" and contains the following fields:

- Select Service:** A dropdown menu with "AI Translation Service" selected.
- Service ID:** A text field containing "AITranslations".
- Service Name:** A text field containing "AITranslations".
- AI Gateway endpoint:** A text field containing "AI Text Generation Gateway Endpoint (AI.TextGenerati".
- Language code lookup table:** A text field containing "Translation LookUp Table (TranslationLookUpTable)".

At the bottom right, there are four buttons: "Back", "Next", "Finish", and "Cancel".

UPDATE NOTES

BUSINESS VIDEO

CONFIGURATION VIDEO



Watch the chapter on YouTube!

Available with the Translation Service Integration
and ProductGen AI license



Scalable ECLASS ADVANCED Data Model

Current Situation | The existing ECLASS ADVANCED (ECA) data model in the Stibo Systems Platform does not scale effectively when managing large product volumes (1,000,000+).

Challenge | The scalability limitation leads to performance bottlenecks and unmanageable workloads risking delays in business-critical processes like onboarding, enrichment, and classification.

What's New | The redesigned data model in 2025.4 resolves these issues by folding the entire ECLASS ADVANCED hierarchy into a single, version-specific attribute on the product itself.

Expected Benefits | This streamlined approach reduces database and memory usage, simplifies the overall data structure, and enhances import/export performance—ensuring the platform can scale efficiently. Internally, the data will be represented in CSV format, utilizing IRDI as internal IDs.

@ADMIN
@BUSINESS USER
@DEVELOPER

The screenshot displays the 'Product Details' page in the ECLASS Advanced Editor. The page title is 'Product Details' and the subtitle is 'ECLASS Advanced Editor Screen'. The main content area shows a product entry for 'ECLASS10.0' with the title '27-37-04-09 Circuit breaker for power transformer, generator and syste...'. There are 'Remove link' and 'Approve ECLASS' buttons. Below this, a section titled 'Circuit breaker for power transformer, generator and syste...' is expanded, showing various attributes and their values:

Attribute	Value
Connection type	AAK946
Design of actuating element	BAA373
Device type	AAM055
Greatest value of overload release adjustment range	0.000 A
greatest value of short-time delayed short-circuit release adjustment range	0.000 A
Greatest value of tuning range short circuit tripper, undelayed	0.000 A
integrated earth-fault protection present	<input type="radio"/> None <input checked="" type="radio"/> false <input type="radio"/> true

At the bottom of the form, there are buttons for 'Save', 'Reset', 'Delete', and 'Link to ECLASS Advanced'. The top right corner of the interface shows 'English US • Main' and a user profile icon.

Available with the ECLASS ADVANCED license ←

UPDATE NOTES



Watch the chapter on YouTube!

Unmerge Improvements

Current Situation | When merging, survivorship rules do not re-write the same data if the incoming data is identical to what is already on the Golden Record. This is currently a problem for unmerge, when the user is not unmerging the most recent merge.

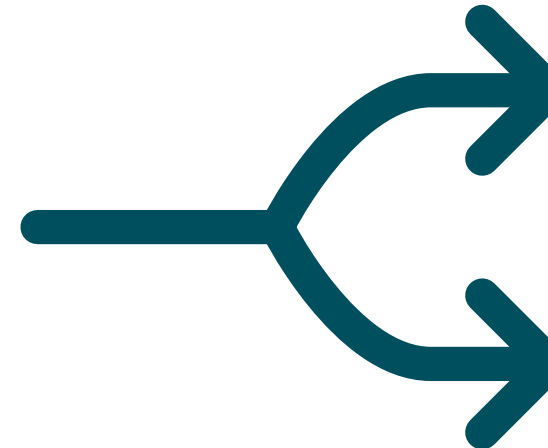
Challenge | The new addition in 2025.3 fails to restore multivalued references and data containers from previous revisions.

What's New | With 2025.4, the unmerge logic has been extended to read data from the deactivated Golden Record, or from the source record, to determine the right action.

Expected Benefits | Correct data is restored in cases where the same data vs no data is merged into a Golden Record.

[UPDATE NOTES](#)[Watch the chapter on YouTube!](#)

@ADMIN



Included in Base

Share

Share



01	<u>Product Data Maintenance in XLS</u>
02	<u>Scalable ECLASS ADVANCED Data Model</u>



Product Data Maintenance in XLS

@BUSINESS USER


Current Situation | Many small suppliers prefer using Excel to manage product data onboarding, especially for just a few products. Enhancing Excel import/export will support their workflows better.

Challenge | Product Data Onboarding doesn't currently support attributes with list of values in Excel files, making it harder for users to manage complex structures.

What's New | With 2025.4, users can import/export attributes' list of values in Excel.

Expected Benefits | These updates simplify onboarding, reduce manual work, and make Excel a more complete option for managing product data, especially for small or non-technical users.

	A	U	V	W
	Id	Pack quantity	Pack type	Product type
1				
2	2168752	24		
3	2168770		Each	
4			Pack	
5			Pair	
6			Set	
7			DELETE	
8				
9				

 Watch the chapter on YouTube!

Available with the PDX Onboarding license and the PDX Syndication license 

Scalable ECLASS ADVANCED Data Model

Current Situation | The existing ECLASS ADVANCED (ECA) data model in the Stibo Systems Platform does not scale effectively when managing large product volumes (1,000,000+).

Challenge | The scalability limitation leads to performance bottlenecks and unmanageable workloads risking delays in business-critical processes like onboarding, enrichment, and classification.

What's New | The redesigned data model in 2025.4 resolves these issues by folding the entire ECLASS ADVANCED hierarchy into a single, version-specific attribute on the product itself.

Expected Benefits | This streamlined approach reduces database and memory usage, simplifies the overall data structure, and enhances import/export performance—ensuring the platform can scale efficiently. Internally, the data will be represented in CSV format, utilizing IRDI as internal IDs.

@ADMIN
@BUSINESS USER
@DEVELOPER

The screenshot displays the 'Product Details' page in the ECLASS Advanced Editor. The page title is 'Product Details' and the subtitle is 'ECLASS Advanced Editor Screen'. The main content area shows a product entry for 'ECLASS10.0' with the title '27-37-04-09 Circuit breaker for power transformer, generator and syste...'. There are 'Remove link' and 'Approve ECLASS' buttons. Below this, a section titled 'Circuit breaker for power transformer, generator and syste...' is expanded, showing various attributes and their values:

Attribute	Value
Connection type	AAK946
Design of actuating element	BAA373
Device type	AAM055
Greatest value of overload release adjustment range	0.000 A
greatest value of short-time delayed short-circuit release adjustment range	0.000 A
Greatest value of tuning range short circuit tripper, undelayed	0.000 A
integrated earth-fault protection present	<input type="radio"/> None <input checked="" type="radio"/> false <input type="radio"/> true

At the bottom of the form, there are buttons for 'Save', 'Reset', 'Delete', and 'Link to ECLASS Advanced'. The top right corner of the interface shows 'English US • Main' and a user profile icon.

Available with the ECLASS ADVANCED license ←

UPDATE NOTES



Watch the chapter on YouTube!

New UI

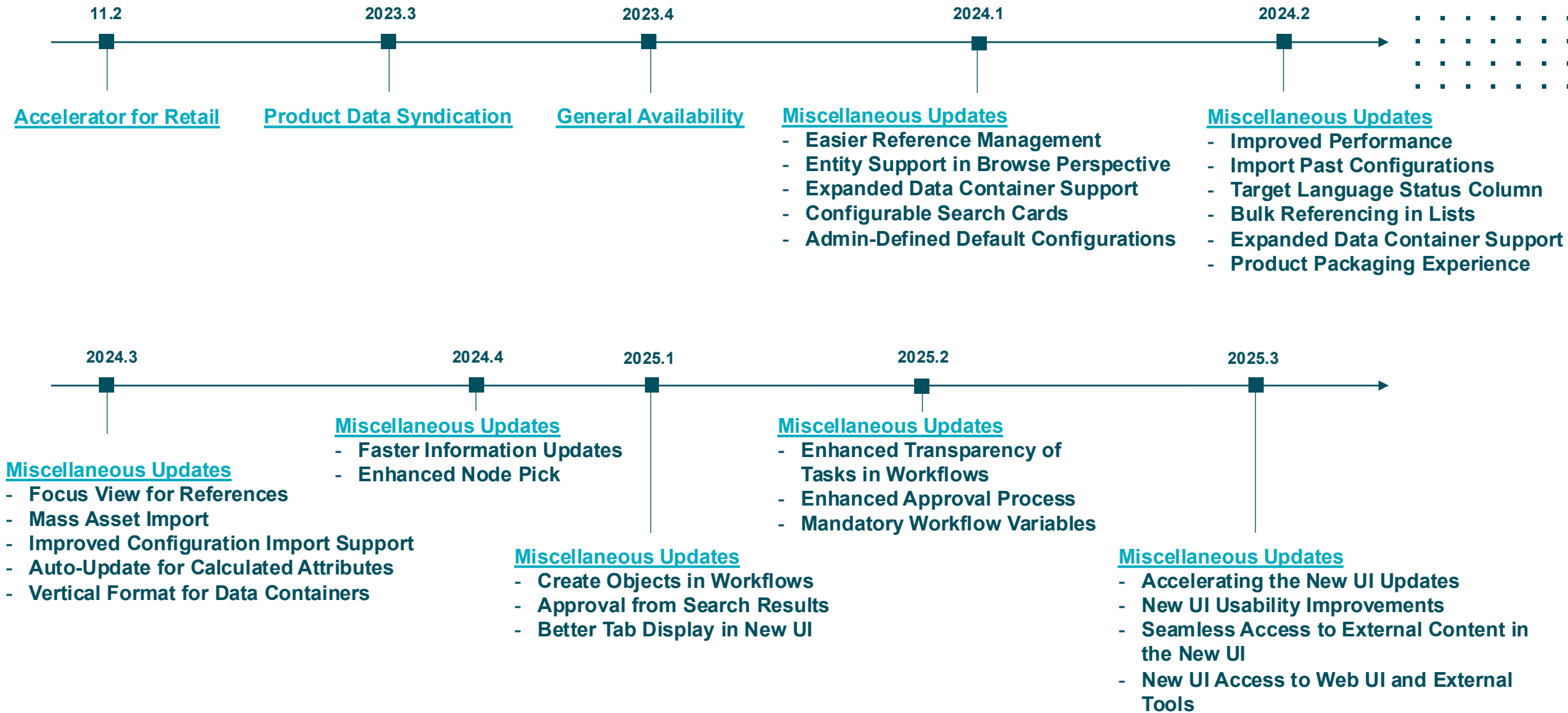
New UI



01	<u>New UI Evolution</u>
02	<u>New UI Improvements</u>



New UI Evolution



New UI Improvements

Current Situation | The New UI is gaining traction across PXDC customers, providing a modern, consistent, and more intuitive user experience that supports key business processes.

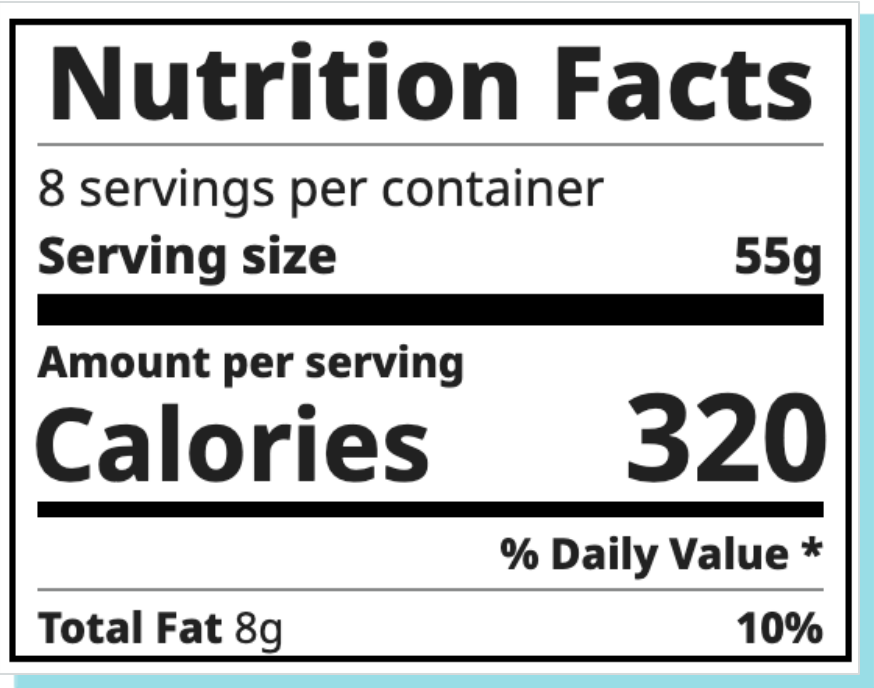
Challenge | As data models and business requirements grow in complexity, users expect the interface to adapt dynamically and validate inputs in real time. They also need greater flexibility to extend and tailor the UI to specific business needs, capabilities essential to unlocking efficiency, accuracy, and full adoption.

What's New | Three 2025.4 enhancements designed to improve the New UI:

- **Dynamic Conditional Fields** (attributes, reference types and data containers) for context-driven validation and visibility
- Support rendering of **HTML functions** within an embedded tab for flexible data presentation (*see screenshot*)
- **Keyboard Navigation** helps users intuitively and efficiently select and edit data while keeping their hands on the keyboard

Expected Benefits | Improved accuracy through context-aware validation, richer data visualization with HTML rendering, and faster, more accessible data editing via keyboard navigation.

@BUSINESS USER



UPDATE NOTES



Watch the chapter on YouTube!

Please refer to your Account Manager ←

How to Update

First Step to Updating

Have you seen something that sparked an interest?
Are you ready to update and to experience the full potential of 2025.4? Here is the first step to get you started:

SaaS customers


Use the SaaS Self-Service UI to create an Update Preview Sandbox and/or update one of your existing environments.



On-Premises customers

2025.4 is only available on SaaS. Reach out to your Stibo Systems representative to initiate the process to migrate your solution to SaaS and to benefit from all these improvements.

Read more [here!](#)



General Information

General Information



01	<u>Product Documentation</u>
02	<u>MDM Academy Offerings</u>
03	<u>Stibo Systems Online Communities</u>
04	<u>Ideas in the Community</u>



Product Documentation


With each new update comes updated Documentation* including

- [Update Notes](#)
- [Online Help](#)
- [Enablement Topics](#)
- [Client Requirements](#)
- [STEP Update Information](#)

*Note that with our new quarterly update cadence, we stopped Maintenance Patches, starting with 2023.3. However, ad hoc patches will be available in case of hotfixes.

The screenshot shows the Stibo Systems Online Help Documentation page. The header features the Stibo Systems logo and a search bar with the placeholder text "Use double quotes to find exact matches." The left sidebar contains a navigation menu with the following items: "Stibo Systems: Online Help Documentation", "Welcome to Online Help", "Introduction to Stibo Systems", "System Update and Patch Notes", "Self-Service UI", "Getting Started", "System Setup", "Administration Portal", "Analytics", "Artificial Intelligence", "Automatic Classification", "Bulk Updates", "Business Rules", "Configuration Management", "Data as a Service", "Data Exchange", "Data Governance", "Data Integration", "Data Onboarding and Standardized Mapping", "Data Preparation", "Data Profiling", "Digital Assets", and "eCatalogs". The main content area is titled "STEP Documentation" and includes a welcome message, a link to the Stibo Systems website, a "Main Menu" section with four tiles (Welcome and Search Tips, System Update and Patch Notes, Getting Started - Users, and System Setup - Admins), a "Solution Enablement" section with four tiles (Customer & Supplier MDM, Supplier & Product Onboarding for Retail, Product MDM, and Sustainability Data Management), and an "Important Information" section with a link to "Is this documentation applicable to my version of STEP?".

MDM Academy Offerings



You want to connect and learn with Stibo Systems? [Reach out to our MDM Academy!](#)

Find below our full interactive offering (click on courses for more info), including new courses in our program:

PROJECT	BUSINESS	ARCHITECTURE	APPLICATION	DEVELOPMENT
MDM Solution Fundamentals				
STEP for MDM Experts				
MDM Project Fundamentals	MDM Solution Design	MDM Solution Architecture and Integration	Data Modeling Data Management Workflows and Web UIs Publishing Customer MDM Configuration for B2C Customer MDM Configuration for B2B Customer MDM Match Tuning PDX Syndication with STEP PDX Syndication with 1WorldSync PDX Onboarding	JavaScript Business Rules Integration Advanced Web Services Extension API Data as a Service



Launched Hybrid Online form

- Data as a Service – combines flexibility of self-paced learning with dedicated instructor support

Next

- Business Rules - self-paced online
- New Solution Design course for Product Experience Data Cloud
- New Business Partner & Customer Data configuration courses

Later

- New Solution Design course for Business Partner & Customer Experience Data Cloud
- New UI fundamentals course

Part of Track Certification


Not Part of Track Certification

Available as self-paced online course

Available as virtual classroom course

Available as a in-person classroom course

Stibo Systems Online Communities



With the Online Partner and Customer Communities get exclusive access to a wealth of opportunities:

- Participate in peer-to-peer forums and groups
- Pose questions, provide answers and share first-hand knowledge
- Connect directly to Stibo Systems' experts to get the latest software updates
- Grow expertise by building your MDM network
- Share and vote on new ideas
- Follow update communications (download update decks, read update notes, watch update videos and more!)
- Attend Community Live webinars



Ideas in the Community

Introduced in March 2025, **Ideas** is your space to share product suggestions, built on transparency and collaboration.


Share, upvote, and follow ideas to influence the roadmap and engage with the product team and one another.

Ideas are **Open**, **Solved**, or **Closed** (with reasons shared if Closed).

Ultimately, decisions on what to implement are guided by overall value and strategic priorities - popular ideas get priority attention, though *all* ideas are considered.

For more information, please read the Community Ideas Guide available on your Community and in the Stibo Systems Service Portal (SSSP, ex-Jira).

Submit your Idea in your Community today!



Looking Back!



VIEW PREVIOUS PRODUCT UPDATES
ON OUR YOUTUBE PLAYLIST

Next up, 2026.1 in March 2026!



B E T T E R D A T A . B E T T E R B U S I N E S S . B E T T E R W O R L D .