


2024.3

Update Overview

- **Customer Update** - *September 16*

[Customer Update Page](#)



CONNECT 2024

SET THE STAGE

SEPTEMBER 16-18, 2024 | ORLANDO, FLORIDA

60+

Breakout
Sessions

24

Customer
Stories

450+

Conference
Attendees

Topics

- Optimizing the Customer Experience
- Powering the Product Experience
- AI and Cloud for Innovation at Scale
- SAP S/4Hana Migration

Stay tuned to **Communities** for the Executive Summary and information on [Connect 2025](#) in EMEA!

[Explore the Event](#)

[Other Events](#)

Watch the 2024.3 Overview Video!

Click on the thumbnail below for a detailed presentation of the 2024.3 Update.

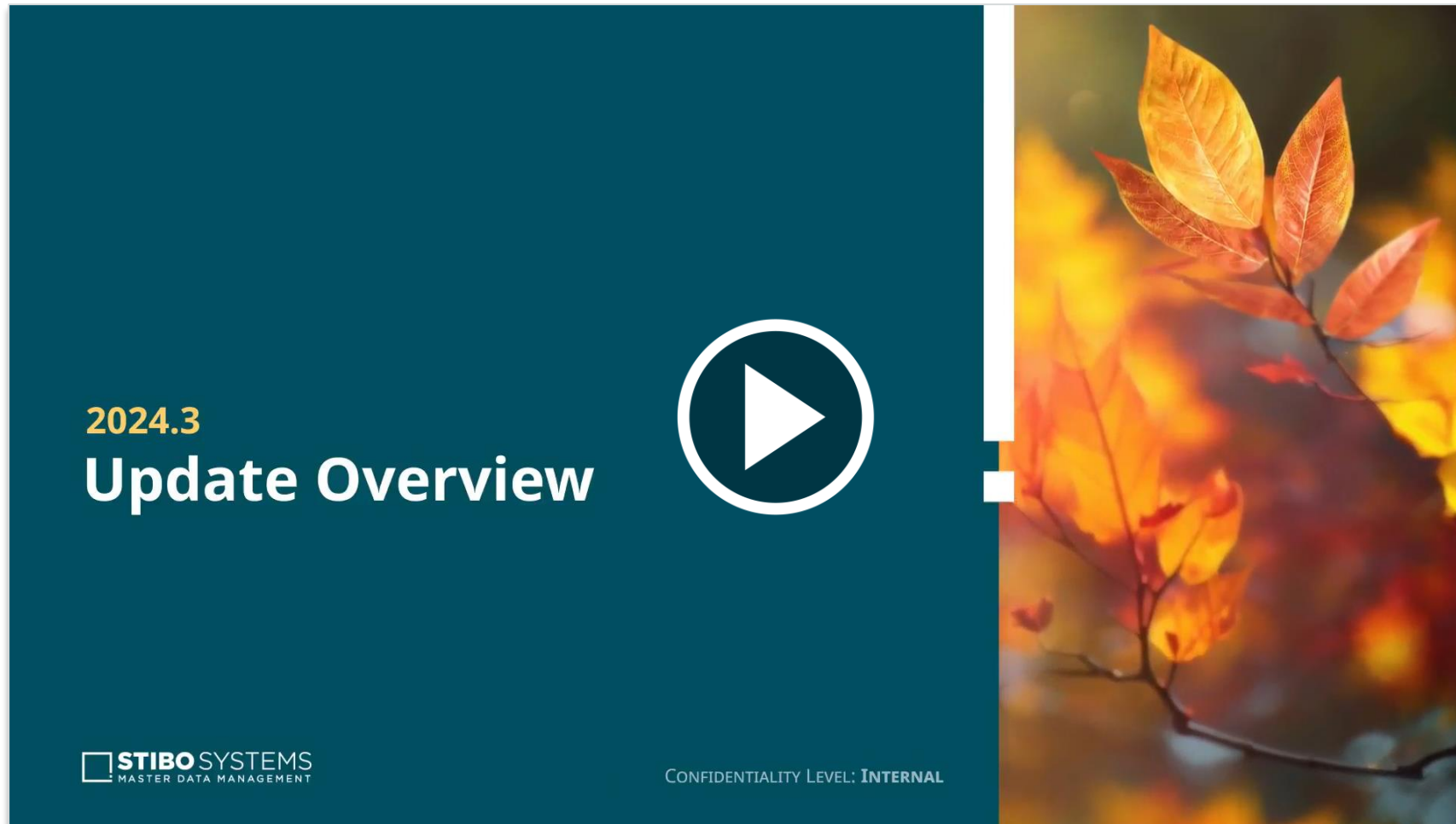
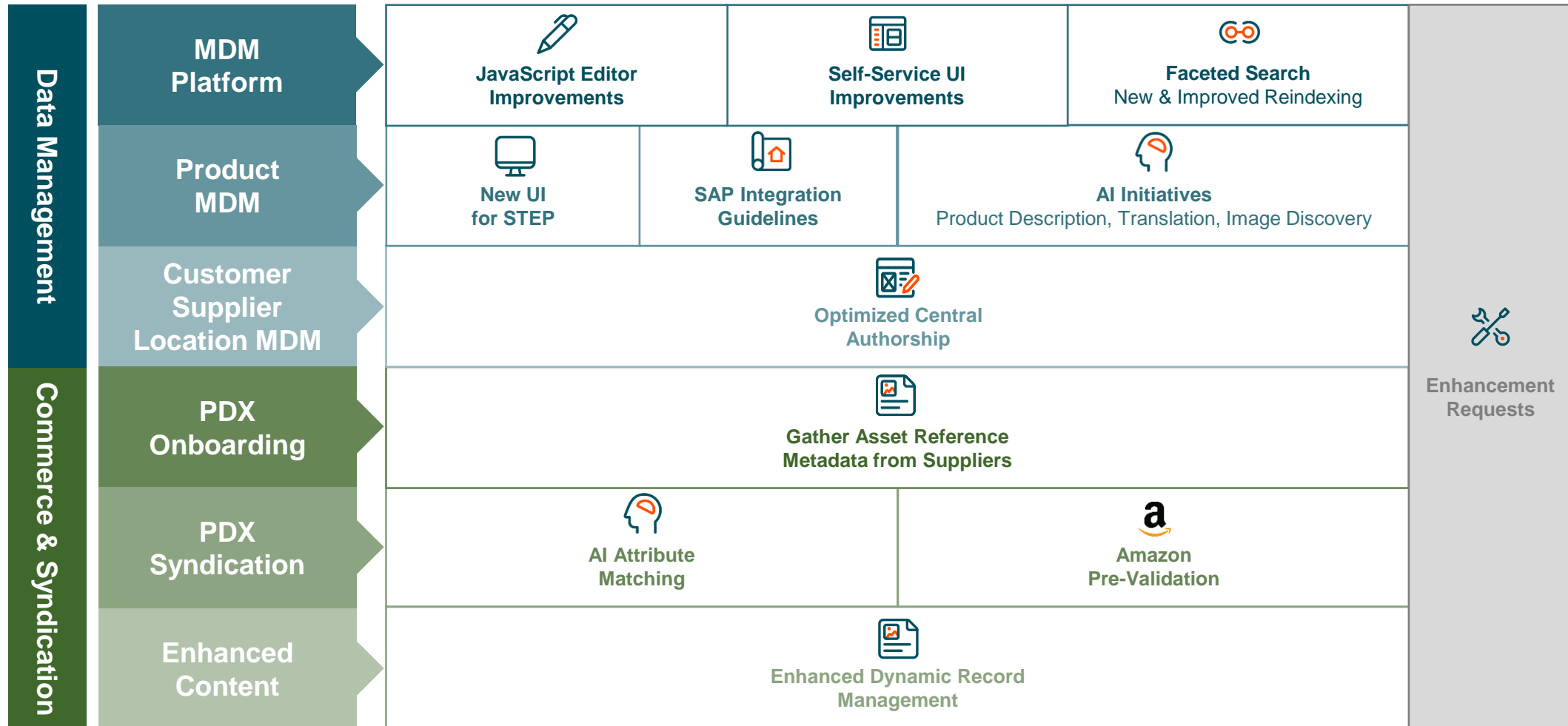


Table of Contents

- 1 [2024.3 Update Initiative Map](#) – 2024.3 at a glimpse!
- 2 [MDM Platform](#) – New initiatives related to STEP core
- 3 [Product MDM/PIM](#) – New initiatives related to the Product domain
- 4 [Customer, Supplier and Location MDM](#) – New initiatives related to Customer, Supplier and Location domains
- 5 [Product Data Exchange](#) – New initiatives related to PDX Onboarding, PDX Syndication and Enhanced Content
- 6 [How to Update](#) – First step to get you started
- 7 [General Information](#) – Information on our Communities, MDM Academy, Newsletters and more!
- 8 [Looking Back!](#) – Major initiatives going back to 8.0!

2024.3 Update Initiative Map

Looking for more info? Click any white tile!



Marc Richards
Director, Product Management



MDM Platform

MDM Platform

1

[JavaScript Editor Improvements](#)

2

[Self-Service UI Improvements](#)

3

[Faceted Search – New & Improved Reindexing](#)

JavaScript Editor Improvements

Businesses have a need to configure their distinct business logic and integrations within the confines of a supported platform

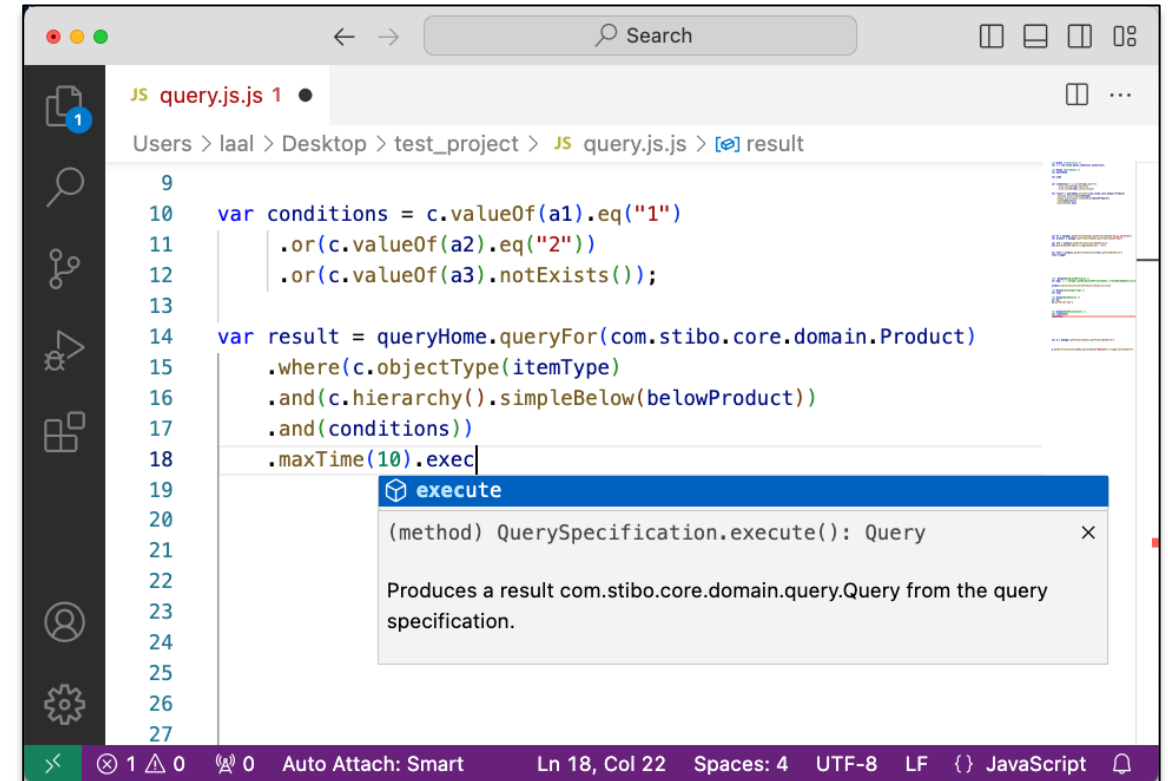
@DEVELOPER

JavaScript is used for configuring STEP solutions, typically by developers and partners. They often request better development tools than the limited embedded editor currently provided. Desired features include syntax highlighting, code formatting, access to help resources, code completion and support for unit tests.

With 2024.3, we are launching a project to gradually enhance these aspects to make it easier for developers and partners to create, maintain and test JavaScript business rules in STEP.

The two focus areas of this updates are

- Better support for editing JavaScript in an external editor
- Support for method completion and API documentation



The screenshot shows a code editor window with a file named 'query.js.js'. The code is as follows:

```
9
10 var conditions = c.valueOf(a1).eq("1")
11   .or(c.valueOf(a2).eq("2"))
12   .or(c.valueOf(a3).notExists());
13
14 var result = queryHome.queryFor(com.stibo.core.domain.Product)
15   .where(c.objectType(itemType)
16   .and(c.hierarchy().simpleBelow(belowProduct))
17   .and(conditions))
18   .maxTime(10).exec
19
20
21
22
23
24
25
26
27
```

A code completion popup is visible over the '.exec' method call, showing the following details:

- Method: `execute`
- Signature: `(method) QuerySpecification.execute(): Query`
- Description: `Produces a result com.stibo.core.domain.query.Query from the query specification.`

The editor interface includes a search bar, a sidebar with icons for search, navigation, and settings, and a status bar at the bottom showing 'Ln 18, Col 22', 'Spaces: 4', 'UTF-8', 'LF', and 'JavaScript'.

UPDATE NOTES

Included in Base ←

Self-Service UI Improvements

Customers must be able to manage and update their own environments without involvement of Stibo Systems' Support

@ADMIN

The Self-Service UI is where we support our customers in managing basic elements of their own environments, without Stibo Systems' assistance.

In [2024.1](#) it received a look and feel upgrade, aligned with STEP's new UI, to improve the overall usability and user experience.

In [2024.2](#), small but important improvements have been added that enhance the user experience when updating environments.

With the 2024.3 update, we are adding a new screen that displays the schedule for update availability and planned maintenance activities.

Self Service
?

- Environment
- Release preview sandbox
- User activity log
- User guide
- Calendar

Calendar

Via this page you get an overview of critical dates for your SaaS environments. Knowing the availability dates of new STEP updates is essential for advance update planning, while being aware of planned maintenance dates helps anticipate potential service interruptions. Both are vital for ensuring timely communication with your users, thereby minimizing potential disruptions to your operations.

Updates

STEP updates are available quarterly. By releasing quarterly, Stibo Systems can be responsive to changing market conditions and quickly enhance our solution to best fit your needs. With a quarterly update cycle and mandatory updates*, Stibo Systems aims to make updates seamless so that you always benefit from our latest technology.

The image below illustrates the continuous update cycle for 2024. Once an update is available, customers have a 90-day preview period to complete the update of their STEP environments. If the update is not completed within this period, Stibo Systems will automatically perform the update*.

*Mandatory and automatic updates are only applicable for customers that are enrolled on continuous updates. Stibo Systems is currently performing a phased rollout of this initiative, gradually enrolling all customers. Please contact your Account Manager if you wish to be enrolled on continuous updates.

The table below lists current and upcoming updates along with their availability dates and the end dates of the preview periods. Please note that dates that are more than six months in the future are subject to change. For more information on the support and end-of-life for individual updates, click here: <https://service.stibosystems.com/documentation/latest/content/reinotes/ee/information.html>

Update	InDesign versions	Availability date	Preview periods ends
2024.1	"CC17"; "CC18"; "CC19"	2024-03-27	2024-06-27
2024.2	"CC18"; "CC19"	2024-06-12	2024-09-12
2024.3	"CC18"; "CC19"	2024-09-16	2024-12-16
2024.4	"CC18"; "CC19"; "CC20"	2024-12-11	2025-03-11

Planned maintenance

The table below outlines the currently planned maintenance windows that will affect the availability of your SaaS environments. During these periods, STEP services and the Self-Service UI will be temporarily unavailable. For further details, please refer to the individual maintenance window detail pages.

Maintenance	Time
Planned maintenance on the Stibo Systems SaaS Platform	2024-08-11 07:00AM UTC - 2024-08-11 12:00PM UTC
Planned maintenance on the Stibo Systems SaaS Platform	2024-10-27 10:00AM UTC - 2024-10-27 03:00PM UTC

Email notifications

To stay informed about service disruptions, upcoming maintenance windows, and other relevant information regarding our SaaS services, you can subscribe to email notifications here: <https://statushub.mdm.stibosystems.com/subscribers/new>. Since your SaaS environments are hosted in the [Asia Pacific, Australia, Germany West Central, US East, West Europe] region, you can customize your subscription to receive updates specific to that region (service group) only.

UPDATE NOTES

Included in Base ←

Faceted Search – New & Improved Reindexing

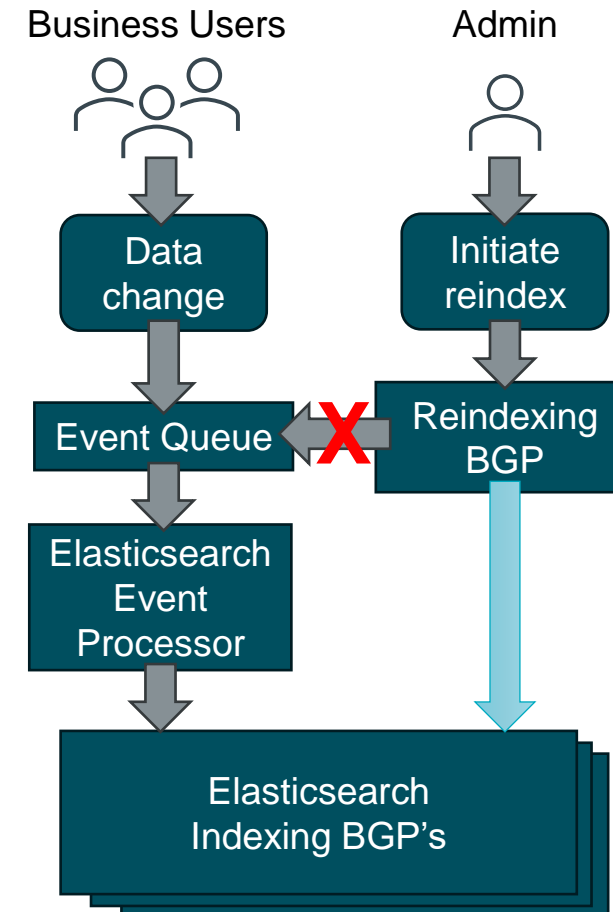
Business users need a powerful, efficient, and easy to use search interface

When searching for data, it is critical that the search result is accurate.

At the same time, it is necessary for Admin users to make changes to the search configuration, to meet additional user requirements.

With 2024.3, the reindexing process has been moved out of the Elasticsearch Event Processor, so that

- Changes to data will be incrementally updated in the Elasticsearch index, during reindexing
- Reindexing can be cancelled without losing events
- Cancelling reindexing does not require cleanup of event queues
- It is simpler for Admins to follow progress of reindexing

[UPDATE NOTES](#)[UPDATE VIDEO](#)[@ADMIN](#)

Included in Base ←

QUESTIONS, COMMENTS?

We would love to hear from you!



Marc Richards

Director, Product Management
Platform



Peter Sønderskov
Director, Product Management



Product MDM/PIM

Product MDM/PIM

1

[New UI for STEP](#)

2

[SAP Integration Guidelines](#)

3

[AI Generative Product Descriptions](#)

4

[AI Assisted Translation](#)

5

[AI Assisted Image Discovery](#)

New UI for STEP

Customers need a modern, intuitive user interface supported by a seamless user experience that efficiently guides the user to complete their task

@ADMIN,
@BUSINESS USER

As part of our ongoing commitment to deliver a modern user experience for STEP, we continue to extend the foundation and add new capabilities to our new UI for greater efficiency and applicability.

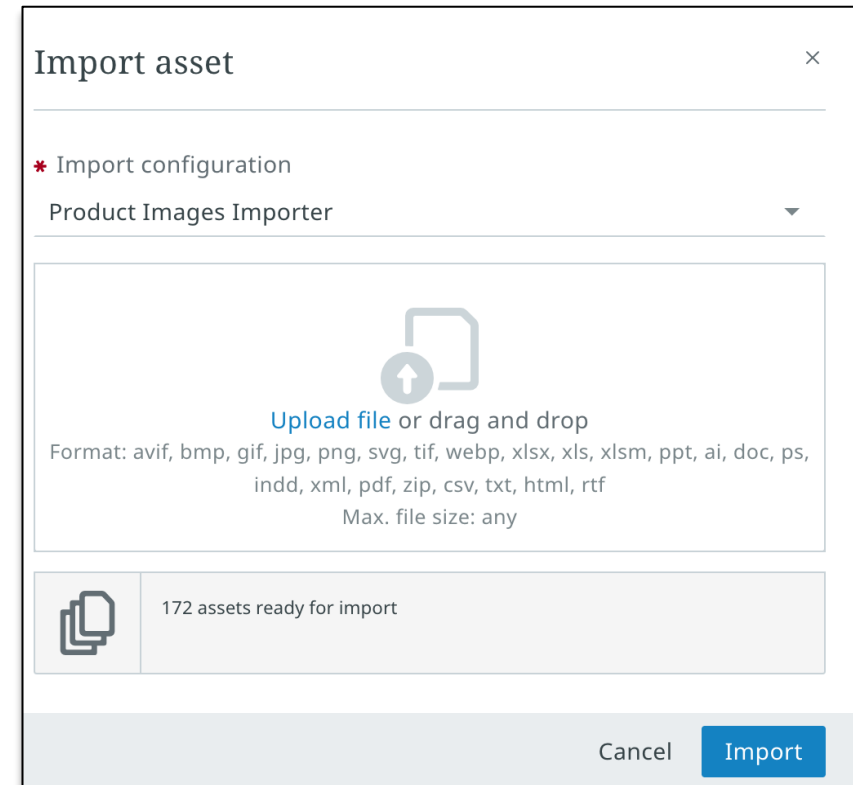
With 2024.3, we are introducing new features to improve the experience and capabilities of the new UI:

- New focus view for referenced objects, including enhanced navigation between referenced objects
- Mass upload of assets with the new Asset Global Import feature (*screenshot*)
- Enhanced DTAP support when moving configurations between source and target systems

UPDATE NOTES

UPDATE VIDEO

Try it out!



Please refer to your Account Manager ←

Steps to try our new UI

There are a few requirements needed before you can activate the new UI for STEP:

1. Be on the most recent STEP version (2024.3). Going forward, update to the latest version when available. New UI for STEP updates will not be backported.
2. Have the Elasticsearch license and Elasticsearch server configuration setup. Elasticsearch is included in SaaSv2.
3. Have In-Memory license and setup. In-Memory is included in SaaSv2.

Contact Stibo Systems to determine how best to meet these requirements and get started.

[Click here to browse the 2024.3 New UI for STEP Update Notes.](#)



SAP Integration Guidelines

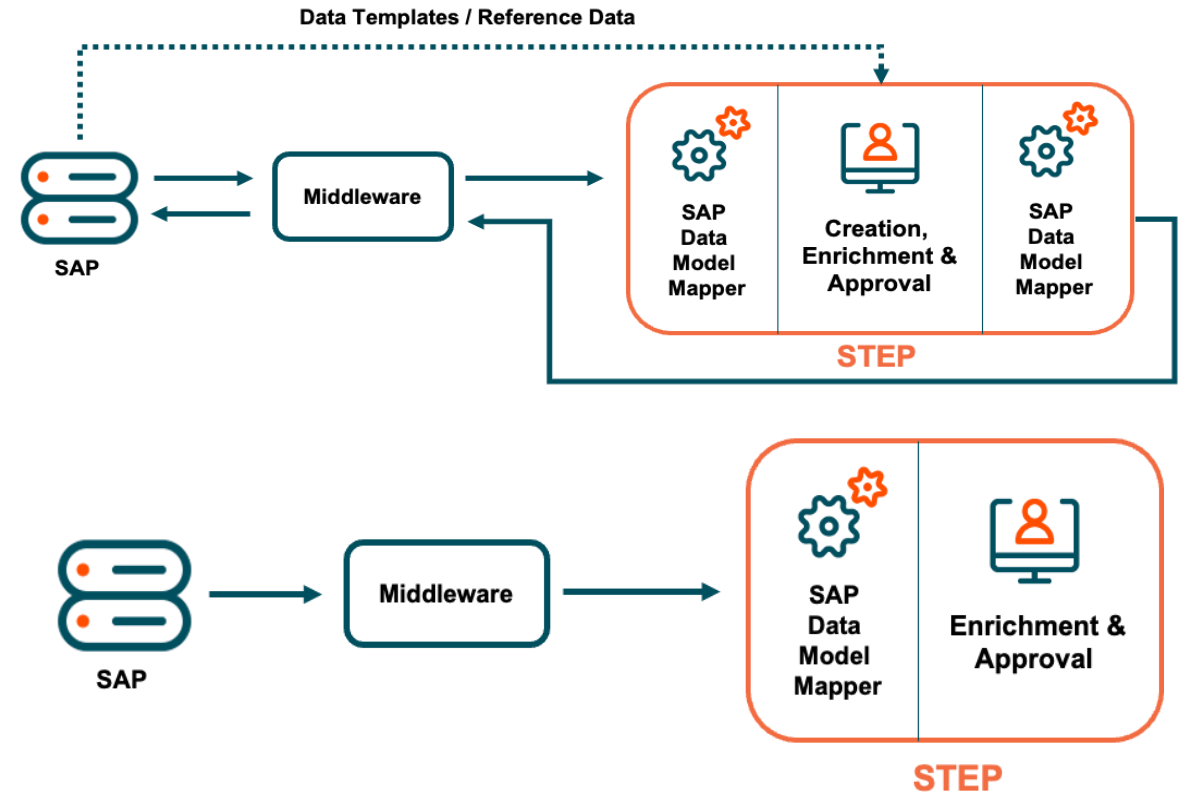
Customers need to have some best practices in place for reducing end-to-end complexities associated with SAP Integrations

Integrating with SAP can be both challenging and time-intensive due to the complexities involved and many customers struggle with seamlessly integrating to SAP.

With 2024.3, customers can take advantage of our comprehensive best practices guidelines that elaborate and discuss how STEP can be leveraged to reduce the end-to-end complexities associated with SAP integrations as well as to accelerate SAP R3/ECC and S/4HANA migrations.

These guidelines aim at simplifying the SAP integration process by defining the recommended implementation approaches (along with their limitations) for the most common use cases and thereby addressing challenges associated with those integrations. This will further meet the market needs of having simple, effective and efficient implementations.

@ADMIN



Included in Base ←

UPDATE NOTES

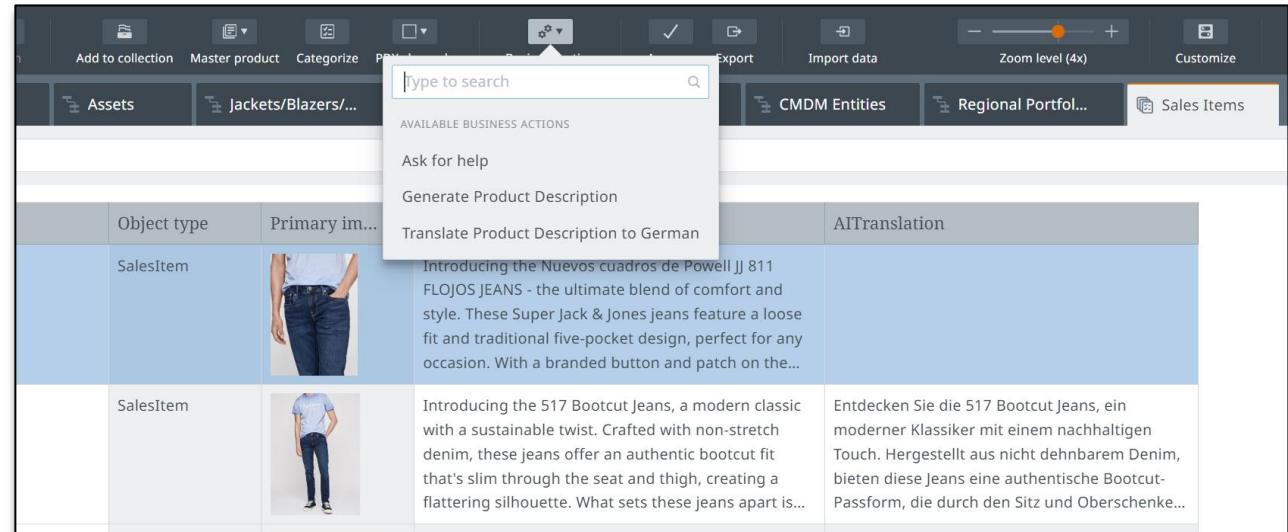
1/3 - AI Generative Product Descriptions

Retailers selling products with lower profit margins need to be more efficient with the time and resources they spend on getting the products ready for the market

@BUSINESS USER

There is a huge ask in the market for smarter and more efficient ways of creating, enhancing and transforming product data.

With 2024.3, retailers can use generative AI to create product descriptions in our new UI. This reduces the time and effort needed to prepare products for the market, addressing the challenge of low profit margins by enhancing efficiency. Key features include generating descriptions from prompts, choosing AI endpoints and models, and defining usage parameters. By leveraging AI, this approach allows retailers to optimize their resources and maintain a competitive edge with quick, precise, and market-ready product descriptions.



Please refer to your Account Manager ←

UPDATE NOTES

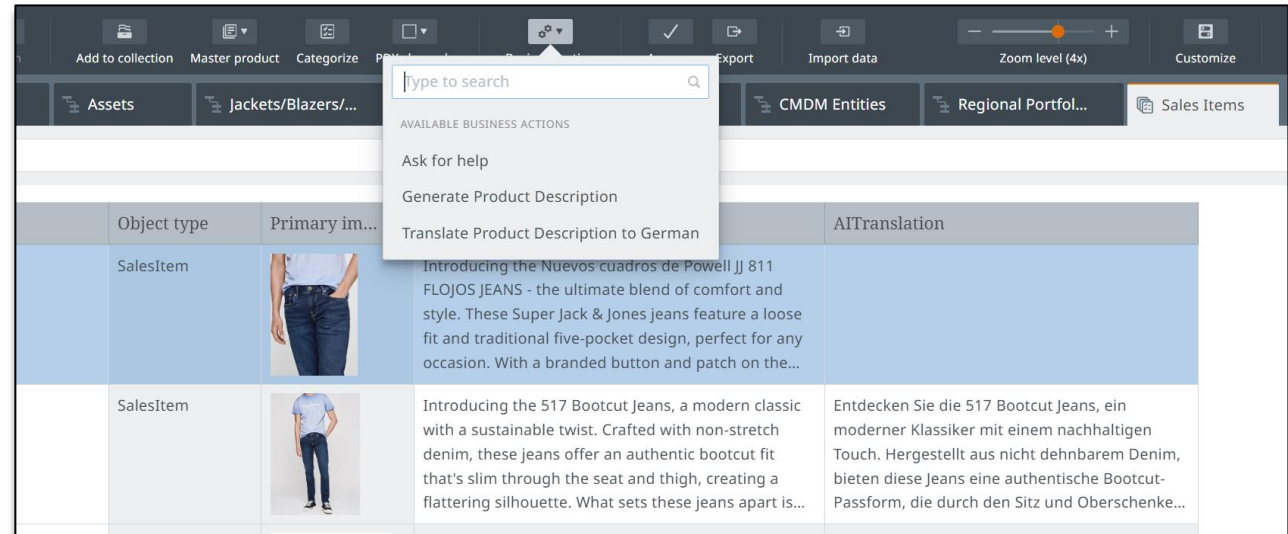
2/3 - AI Assisted Translation

Companies selling products in multiple geographies can save operational costs with more efficient text translations

@BUSINESS USER

With 2024.3, we are also including AI translation capabilities within our new UI, enabling users to translate product data efficiently. This offers fast, accurate, and human-like translations without the need to train the model and it also supports translation into chosen languages.

This tool enhances operational efficiency, increases sales, and improves customer engagement by making product data available globally. It reduces the time and resources needed for manual translations, streamlining the product introduction process and improving time-to-market efforts.



Please refer to your Account Manager ←

UPDATE NOTES

3/3 - AI Assisted Image Discovery

Businesses looking to improve data quality from images by generating keywords and ensuring images meet data standards

@BUSINESS USER


With 2024.3, we are introducing AI Assisted Image Discovery to help businesses improve data quality from images by generating keywords and ensuring images meet data standards.

It uses our new UI to provide accurate image-to-product data. Key features include generating image descriptions, developing SEO keywords, text recognition, and outlier detection.

This AI-driven capability allows businesses to automatically generate descriptions and keywords, read text from images, and provide tools for asset curators to ensure data quality during the product enrichment process, enhancing data validation before reaching consumers.

The screenshot displays a user interface for image discovery. On the left, a list of images is shown with their IDs and names. The right panel provides detailed information for a selected image, including its asset content, vision, AI-generated dense captions, detected text, image caption, and tags.

Image	ID	Name
[Image Icon]	103006	Images
[Image Icon]	325854-MediumBlueDenim_	325854-MediumBlueDenim_
[Image Icon]	325854-MediumBlueDenim_	325854-MediumBlueDenim_
[Image Icon]	325854-MediumBlueDenim_	325854-MediumBlueDenim_
[Image Icon]	325854-MediumBlueDenim_	325854-MediumBlueDenim_
[Image Icon]	325854-MediumBlueDenim_	325854-MediumBlueDenim_
[Image Icon]	325854-MediumBlueDenim_	325854-MediumBlueDenim_
[Image Icon]	3137539	Converse

Section	Content
Asset	Asset Content:  FunnyTShirt Size: 39 KB Resolution: 568 x 635px
Vision	AI Dense Captions: a light blue t-shirt with black text a light blue t-shirt with text + Add new
AI Detected Text	MY CODE DOESN'T WORK... LET'S CHANGE NOTHING AND RUN IT AGAIN! + Add new
AI Image Caption	a light blue t-shirt with black text
AI Image Tags	clothing text

Please refer to your Account Manager ←

UPDATE NOTES

QUESTIONS, COMMENTS?

We would love to hear from you!



Peter Sønderskov

Director, Product Management
Product Data (PMDM/PIM)
Product Domain



Jignesh Patel
Director, Product Management



Customer, Supplier and Location MDM

Customer, Supplier and Location MDM

1

Optimized Central Authorship

Optimized Central Authorship

Business users are challenged in creating or updating B2B Customer or Supplier Data due to complexities in ensuring that the data they enter is valid, coupled with dealing with a high number of data entry tasks

@BUSINESS USER

This initiative is the continuation of a work started in 11.2 (2023.2) ([search before create](#), [address typeahead](#)) that spanned across [2023.3](#), [2023.4](#) and [2024.1](#) (new data container experience including conditional data validity).

It aims at improving central authorship and maintenance of business partners through guided data entries for a time saving user experience.

With the 2024.3 update, we are expanding the data validity capabilities with Multi Edit Data Containers, to provide business users control over what data types are hidden, mandatory or read only as well as value validity.

	* SAP Sales Ar...	Acct Assgmt group	Currency	Price List
<input type="checkbox"/>	1100-1-1	Domestic Expen...	Danish Krone	In-house rep
<input type="checkbox"/>	1200-1-1	Domestic Expen...		EU Price list

Number of items: 2; Selected items: 0

UPDATE NOTES

UPDATE VIDEO

Included in Base ←

QUESTIONS, COMMENTS?

We would love to hear from you!



Jignesh Patel

Director, Product Management
Customer Domain, Supplier Domain,
Location Domain



Søren Lundtoft
Director, Product Management



Product Data Exchange

Product Data Exchange

1

Gather Asset Reference Metadata from Suppliers

2

AI Attribute Matching

3

Amazon Pre-Validation

4

Enhanced Dynamic Record Management


Gather Asset Reference Metadata from Suppliers

During product data onboarding, retailers must collect extra information about assets submitted by suppliers through PDX, such as image language or video metadata

@ADMIN

PMDM Onboarding Channels is a constantly evolving product and in [2024.1](#), we added support for multiple markets, allowing vendors to provide data-points spanning different dimensions.

With 2024.3, we are further enhancing PMDM Onboarding Channels to enable asset composites to include configurable attributes (asset reference metadata) managed through STEP. This approach prevents asset duplication for each attribute value, optimizing memory usage and simplifying management. By storing metadata at the reference level in PDX rather than on the asset itself, and switching to composites, this initiative provides greater power and flexibility in mapping capabilities.

FAMILY IMAGE* ▼	LANGUAGE* ▼	PRODUCT IMAGE TYPE* ▼
	English	On-White
	Bilingual (EN/FR)	Product Lifestyle

UPDATE NOTES

UPDATE VIDEO

Available with the PDX Onboarding license ←

AI Attribute Matching

Manufacturers and brand owners face the challenge of establishing and maintaining mappings between their master data model and all the retailers and ecommerce platforms to which they syndicate

@BUSINESS USER

With this 2024.3 initiative, we are leveraging AI to enhance the syndication process across new and existing channels by offering automated mapping suggestions.

This will accelerate the mapping process, providing comprehensive recommendations with confidence scores. Users have the flexibility to override AI-generated suggestions with their own mappings as required, ensuring adaptability and accuracy in maintaining channel mappings.

Through AI Attribute Matching, the time to value for each new PDX Syndication channel will be faster than ever.

Mapping to Amazon SP-API GB Seller	
Create mappings from master data columns to Amazon SP-API GB Seller	
Language: English (United Kingdom) en-GB	
Amazon SP-API GB Seller attributes	Master data attributes
Child Relationship Type (Child Parent Sku Relationship)	Suggested
Compliance Media Language (Compliance Media)	External Product ID (External Product ID) ■ 100%
Compliance Media Content Type (Compliance Media)	External Product ID Type (External Product ID) ■ 6%
Compliance Media Source Location (Compliance Media)	External Product Id Type ■ 4%
External Product ID Type (External Product ID)	MULTI_CATEGORY#externally_assigned_product_identifier#value ■ 4%
External Product ID (External Product ID)	MULTI_CATEGORY#externally_assigned_product_identifier#type ■ 4%
Fulfillment Channel Code (Fulfillment Availability)	Constant
Inventory Always Available (Fulfillment Availability)	Other
Quantity (Fulfillment Availability)	Primary Image

UPDATE VIDEO

Requires PDX license ←

Amazon Pre-Validation

Manufacturers and brand owners syndicating their data across Amazon market channels often struggle with extensive and complex validation requirements, so they need a way to ensure their products are valid before making their products live on Amazon

@BUSINESS USER

In 2024.3, we are introducing a new option across all Amazon market channels in PDX to solve the frustrations caused by Amazon's complex and ever-changing validations.

PDX Syndication users in any Amazon market channel will be able to pre-validate their products without risk of setting them live and without the back-and-forth process of publishing and getting errors back.

With Amazon Pre-Validation, users who need to publish products to Amazon will be able to ensure they are valid more rapidly than ever, and in advance, which is crucial for new product launches.

STATUS	VALIDATION PREVIEW D...	VALIDATION PREVIEW S...	VALIDATION PREVIEW M...
Returned			
Returned	12-07	VALIDATION PREVIEW MESSAGE	The attributes are invalid...
Returned	16-07	<ul style="list-style-type: none"> The attributes are invalid. Attributes: product_category The attributes are invalid. Attributes: product_subcategory The attributes are invalid. Attributes: external_product_id 	The attributes are invalid...
Progress			
Progress			

UPDATE NOTES

Requires PDX Direct Channel license ←

Enhanced Dynamic Record Management

Manufacturers and CPGs struggle to create and maintain below-the-fold content for their large product assortments as current tools are not scalable enough to be feasible

@BUSINESS USER

The introduction of PDX Enhanced Content in [2024.1](#) allowed Manufacturers and CPGs to use product master data, and assets, from PDX to generate product-specific content for retailers at scale, thanks to Content Templates.

With 2024.3, we've added two new capabilities to further improve the templated generation of enhanced content :

- When multiple images are available for a specific part of your layout, rules can be used to narrow down the eligible options – or even select the right image to show automatically (*screenshots*)
- Updates to master data upstream are now automatically reflected in the generated enhanced content and flagged visually, to make the review of the changes as fast as possible

Both additions improve the operational efficiency of content creation and maintenance.

The screenshot displays the 'Attribute value selection' interface. At the top, a message states: 'This field was mapped to a multivalue attribute. You can select one of available images.' Below this, three image thumbnails are shown. The first thumbnail, featuring a woman wearing headphones, is selected and has a checkmark in the top-left corner. A tooltip for this image shows 'Name: FeatureImage_10...' and 'Size: 1024 x 1024'. The other two thumbnails show a pair of headphones and a man wearing headphones. Below the images is the 'Image selection rules' panel. It shows the attribute name 'FeatureImagery' and a dropdown menu set to 'Include' with the text 'rows of FeatureImagery'. Two conditions are listed: 'If master data attribute Image Purpose Equals Below the fold' and 'And If master data attribute Image Type Equals Feature 2'. There is an '+ Add condition' link at the bottom of the rules panel. 'Cancel' and 'Apply' buttons are located at the bottom right of the interface.

Available with the PDX Enhanced Content license ←

QUESTIONS, COMMENTS?

We would love to hear from you!



Søren Lundtoft

Director, Product Management
Commerce & Syndication



How to Update

First Step to Updating

Have you seen something that sparked an interest? Are you ready to update and to experience the full potential of 2024.3? Here is the first step to get you started:

- **SaaS customers**

Use the SaaS Self-Service UI* to create an Update Preview Sandbox and/or update one of your existing environments

- **On-Premise customers**

Please reach out to your Account Manager

*The Self-Service UI is available to all our customers on our latest SaaS platform


Benefits of Updating

When was the last time I updated? What version am I currently running on? Is my version still supported*? Why should I update?

If you are looking for good reasons to update, please find below a few pointers so you don't miss out! And remember, updates are made easy with SaaS!

- Get the latest and greatest to **stay ahead of your competition** – update to outdate
- **Improve the user experience and increase both productivity and efficiency** – take advantage of new capabilities and enhancements
- **Stay current** with updates for security and supportability – stay up to date with third-party application versions, latest industry standards and more
- **Support new business initiatives** – best option for expanding the use of the solution and increasing business value
- **Benefit from improved system performances** – bug fixes and enhancements make for an evermore reliable product

[*Learn more on STEP Updates and End-of-Life Information here!](#)



General Information

General Information

1

[Stibo Systems Online Communities](#)

2

[MDM Academy Offerings](#)



3

[Product Documentation, Newsletters, Resource Library](#)

Stibo Systems Online Communities

With the Online Partner and Customers Communities get exclusive access to a wealth of opportunities:

- Participate in peer-to-peer forums and groups
- Pose questions, provide answers and share first-hand knowledge
- Connect directly to Stibo Systems' experts to get the latest software updates
- Grow expertise by building your MDM network
- Share and vote on new ideas
- Follow update communications (download update decks, read update notes, watch update videos and more!)
- Attend Community Live webinars

<h2>Customer Community</h2> <p>Learn, share and grow your MDM knowledge by interacting with a global community of users.</p> <p>■ SIGN IN</p>	
<h2>Partner Community</h2> <p>Connect with our partner ecosystem and product experts to get help, training and share ideas.</p> <p>■ SIGN IN</p>	

MDM Academy Offerings

You want to connect and learn with Stibo Systems? [Reach out to our MDM Academy!](#)

Find below our full interactive offering (click on courses for more info), including new courses in our program:

PROJECT	BUSINESS	ARCHITECTURE	APPLICATION	DEVELOPMENT	MANAGE
MDM Solution Fundamentals					
STEP for MDM Experts					
MDM Project Fundamentals	MDM Solution Design	Data Modeling	JavaScript Business Rules	System Admin Fundamentals	
	MDM Solution Architecture and Integration	Data Management	Integration Advanced		
		Workflows and Web UIs	Web Services		
		Publishing	Extension API		
		Customer MDM Configuration for B2C	Data as a Service		
		Customer MDM Configuration for B2B			
		Customer MDM Match Tuning			
		PDX Syndication with STEP			
		PDX Syndication with 1WorldSync			
		PDX Onboarding			



New! Virtual classroom

- PDX Onboarding – now available for booking

Next

- Solution Design for Customer MDM
- Business Rules - Self-paced online
- Extension of PDX Syndication with STEP content

Later

- Extension of Customer MDM Configuration for B2C and B2B content

Part of Track Certification

Not Part of Track Certification

Available as self-paced online course

Available as virtual classroom course

Available as a in-person classroom course

Product Documentation

With each new update comes updated STEP Documentation* including

- [Update Notes](#)
- [Online Help](#)
- [Enablement Topics](#)
- [Platform and Software Support](#)
- [End-of-Life Notifications](#)

*Note that with our new quarterly update cadence, we stopped Maintenance Patches, starting with 2023.3. However, ad hoc patches will be available in case of hotfixes.



Also, some of the links under the **Resources** section have been renamed:

STEP 'n' Design → **InDesign Plugins**

STEP API Documentation → **Technical Documentation**

STEP Performance Analysis → **Performance Analysis**

STEP System Administration → **System Administration**

Newsletters

Don't miss out on the latest updates from Stibo Systems such as overall news, product updates, upcoming events, new capabilities, training courses and more, available in our quarterly newsletters (around March, June, September and November).

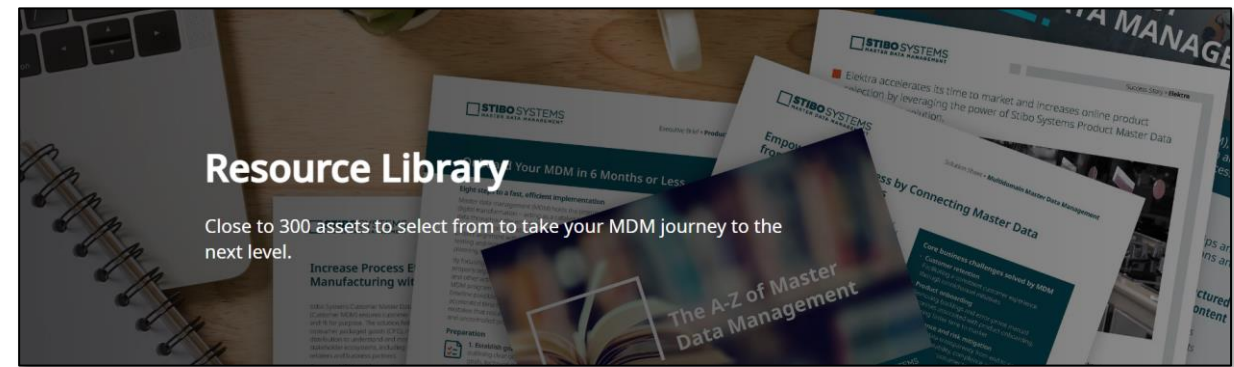
These newsletters are sent to all Partners and Customers, and no subscription is required! The last newsletter was sent on [August 21](#). Please check your spams or reach out to your Stibo Systems representative if you did not receive it.



Resource Library

Events, Communities, Academy trainings, Product Documentation, Newsletters... If you're still hungry for more content, please check out our [Resource Library](#).

Browse hundreds of assets by topic (AI, SaaS, ROI, ...), industry (Manufacturing, CPG, Retail, ...), content type (success stories, videos, white papers, ...), request your personalized ROI report and take your MDM journey to the next level!











Looking Back!




















Previous Updates

- 1 [2024.2](#)
- 2 [2024.1](#)
- 3 [2023.4](#)
- 4 [2023.3 \(11.3\)](#)
- 5 [11.2 \(2023.2\)](#)
- 6 [11.1](#)
- 7 [All previous versions \(11.0 to 8.0\)](#)

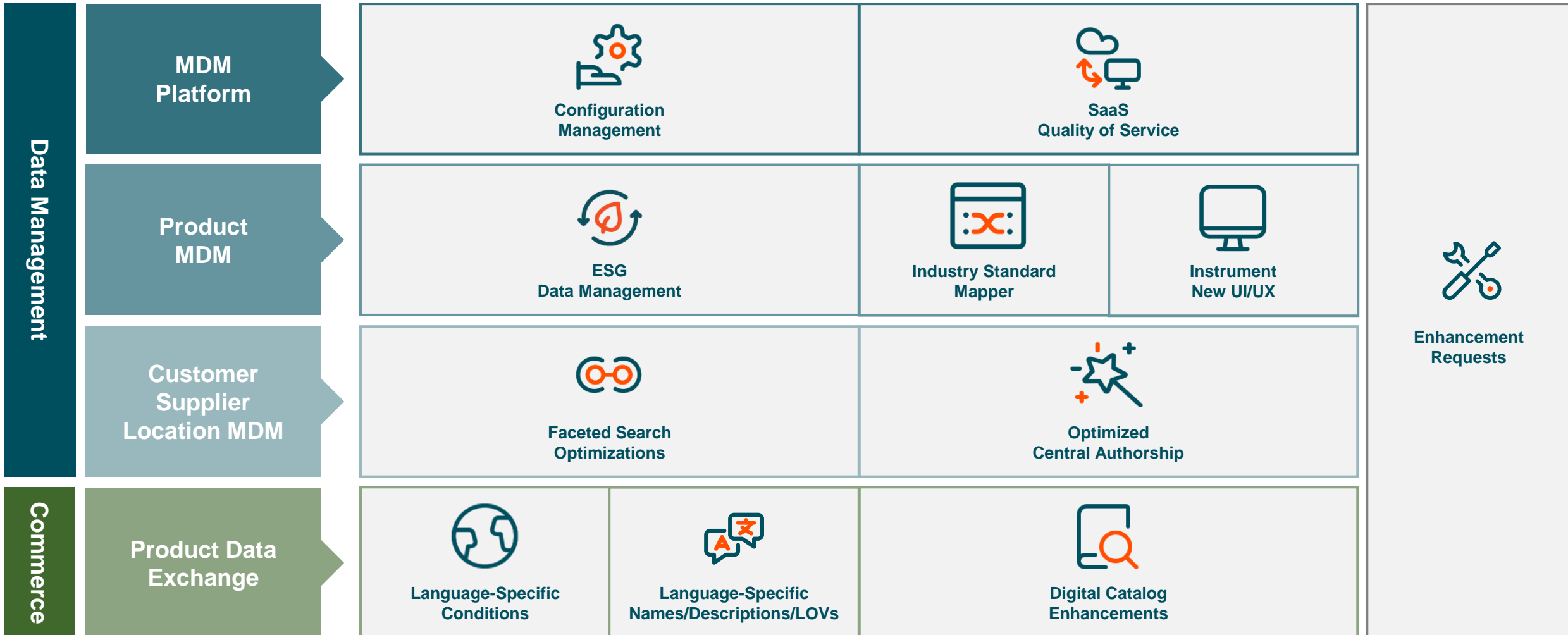
2024.2 Update Initiative Map

Data Management	MDM Platform	 Inbound Message Streaming	 Configuration Management Impact Analysis Improvement	 Enhancement Requests
	Product MDM	 Automated Digital Asset Handling	 Update for Instrument UI	
	Customer Supplier Location MDM	 AI/ML to Enhance Matching Experience	 Loqate Cloud Address Verification Update	
Commerce & Syndication	PDX Onboarding	 User Journey Enhancements	 Migration to MongoDB	
	PDX Syndication			
	Enhanced Content	 Flags and Filters	 Dynamic Record Top-Off	

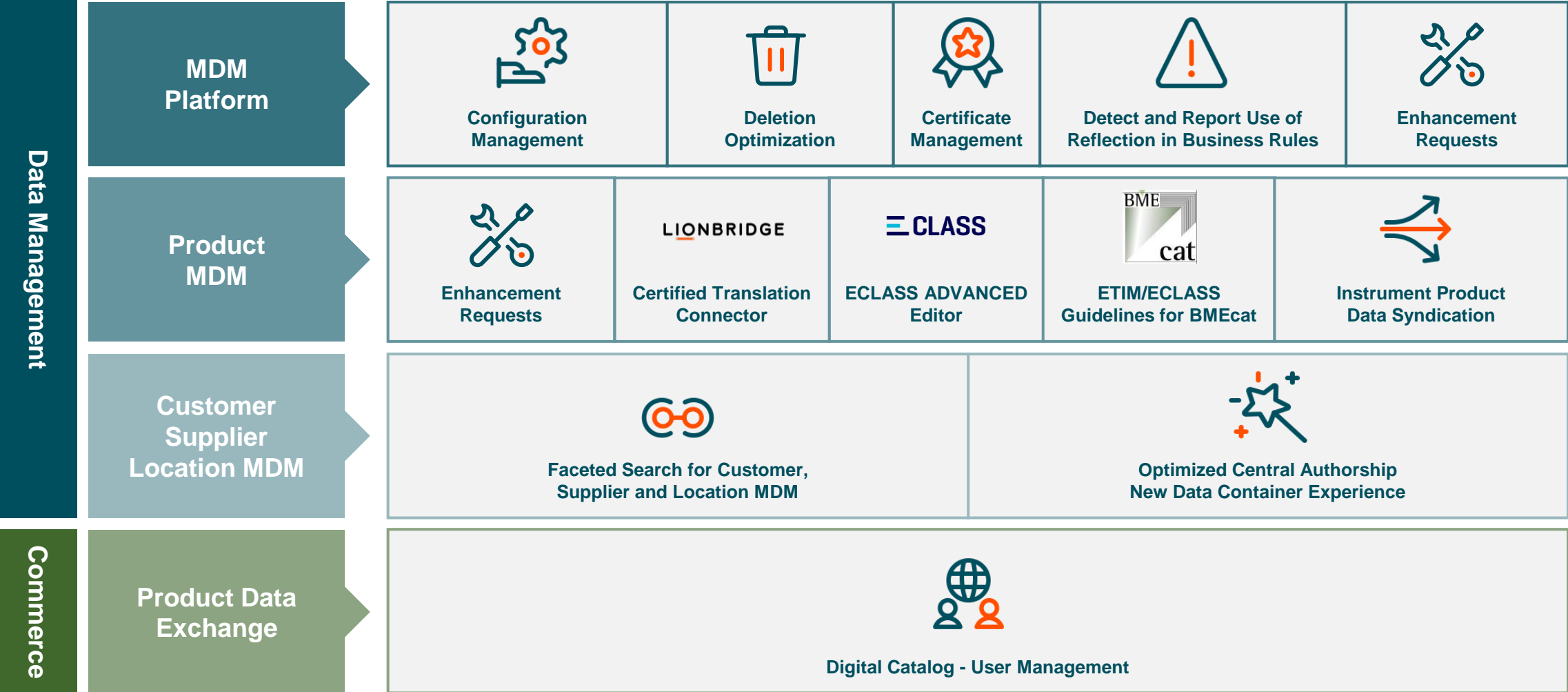
2024.1 Update Initiative Map

Data Management	MDM Platform	 Workbench Facelift	 Self-Service UI Update		 MDM Platform ERs
	Product MDM	 Instrument Update	 ECLASS ADVANCED Filtering	 DemoUp Cliplister Integration	 Product MDM ERs
	Customer Supplier Location MDM	 Simplified Matching	 Faceted Search Performance and Scale	 Optimized Central Onboarding	 Enhancement Requests
Commerce & Syndication	PDX Onboarding	 PMDM Channels Support Multiple Markets	 PDX UI in my Local Language		
	PDX Syndication	 Digital Shelf Analytics	 PDX UI in my Local Language	 Process Log	
	Enhanced Content	 Templatized Content Generation	 Publish to Amazon Markets	 Content Editor	

2023.4 Release Initiative Map



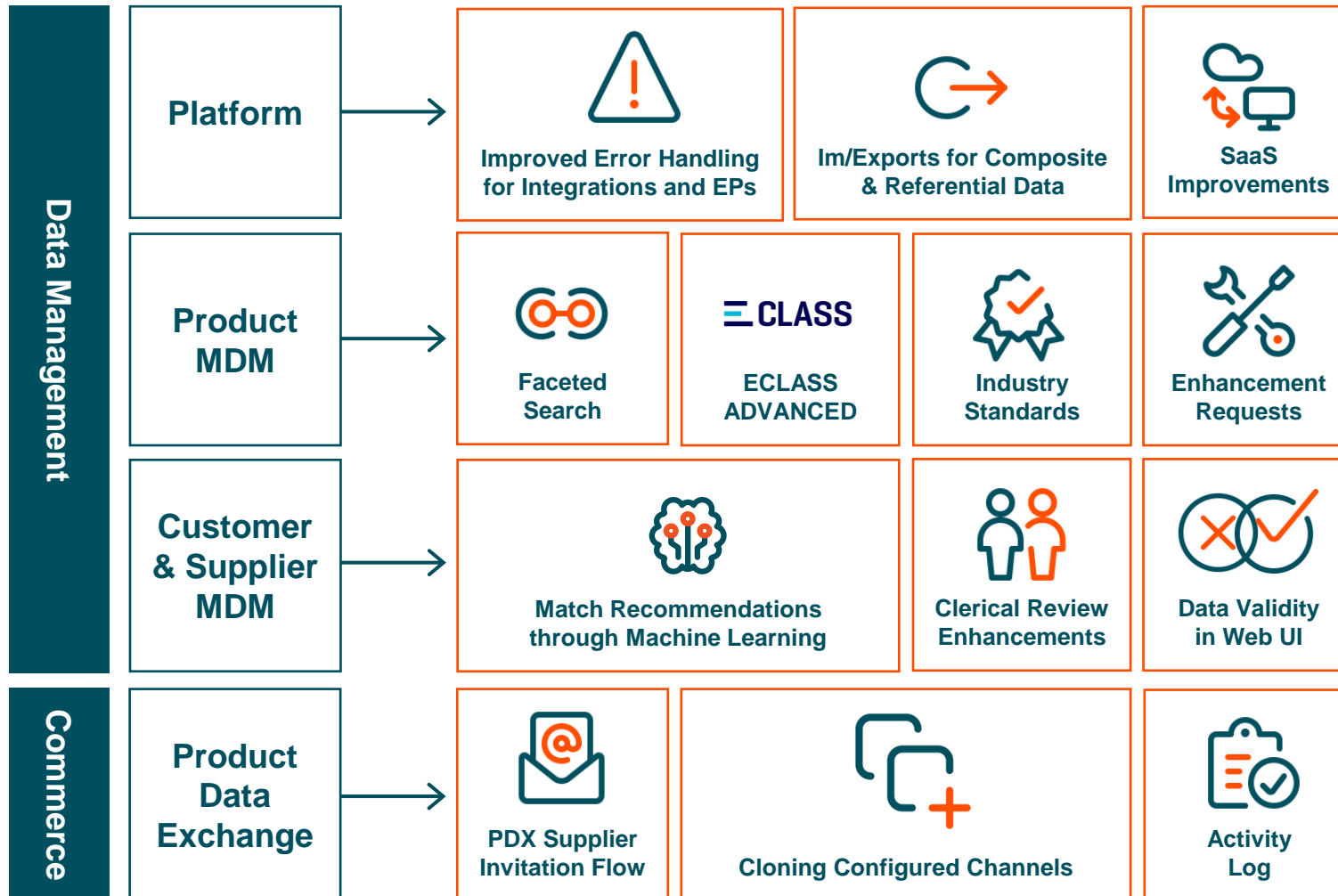
2023.3 (11.3) Release Initiative Map



11.2 (2023.2) Release Initiative Map



11.1 Release Initiative Map



STEP 11.0 – June 2022

- Modern Search Expérience (Product MDM)
- DAM Integration
- EClass Advanced
- Data Management for Retail (Supplier)
- Match recommendations through ML
- Digital Catalog (PDX)
 - Scheduled auto-submissions
 - Simplified data exchange
- Performance improvements and visibility - PDX, CMDM, Platform

STEP 10.x

10.0 MAY 2020

- Web UI and Search Improvements
- PDS
- Automotive Standards Enhancements
- Partial Approvals for WebUI
- Revision History & Error Handling
- Product Comparison & Scoring (PDX)
- Matching to Unmerge (Customer MDM)

10.1 DEC 2020

- Multitenant SaaS - Cassandra
- UX with brand and style
- Syndication experience improvements
- Commercial licensing
 - Data preparation and list processing
 - Supplier Self-Service
 - SAP-certified DEBMAS / CREMAS connectivity

10.2 JUN 2021

- Rename (PMDM and PDX)
 - PDS → PDX
 - PIM for Retail → Data Management Accelerator for Retail DaaS – ramp up
- ECLASS Advanced (PMDM)
- Reseller Channels —'custom' channels (PDX)
- New Dun & Bradstreet Direct+ Connector —(CMDM and Supplier MDM)
- Data Preparation and List Processing (CMDM)
- Commercial licensing :
 - DaaS
 - ECLASS Advanced
 - PIM for Automotive Retail
 - Dun & Bradstreet Direct+ Enrichment Service

10.3 DEC 2022

- DaaS – direct high-volume consumption
- Strengthened SaaS offering
- Machine Learning Match Recommendations for Clerical Review Task List (CMDM)
- Dashboard & Bulk Import — (PDX Retailer Product Onboarding)
- Commercial licensing :
 - DaaS
 - PDX configured Channels

STEP 9.x

9.0	JUN 2018	9.1	MAR 2019	9.2	AUG 2019	9.3	DEC 2019
	<ul style="list-style-type: none">▪ PDS▪ GDSN Publisher & Receiver Solution▪ Translation services Integration▪ Composite attributes▪ Industry standard updates▪ UX, Data Governance, workflows▪ Improvement asset management▪ Guided Data entry▪ Print Publishing▪ Data exchange and 3rd party tool▪ Automotive		<ul style="list-style-type: none">▪ UX Improvements (LoV, Error Handling & Search)▪ Audit Message Framework▪ Embedded Analytics (Intro)▪ PDX – Syndication▪ GDSN Receiver▪ Private Label & Recipe Support for Retailers▪ Address Completion (Customer MDM)▪ Configuration Management▪ Open Platform (Extension API + OIEP)▪ Cassandra DB (Intro)		<ul style="list-style-type: none">▪ User Experience<ul style="list-style-type: none">▪ Scheduled auto clean-up of Recycle Bin▪ Faceted Search (Intro)▪ Content Editing▪ Translation Automation▪ Google Vision API Integration▪ Configuration Management▪ Data Catalog▪ Vendor Managed Channels (PDX)		<ul style="list-style-type: none">▪ ML powered automatic classification of product▪ PMDM for Retail & product content management▪ Data container editor – centralized MDM▪ Survivorship rule – CMDM▪ Multidomain functionality▪ Power BI report, dashboard in WebUI▪ Rest API V2, STEP XML XSDs enhancement - importChangeInfo▪ Image watermarking on export, data sufficiency▪ Mandatory references

STEP 8.x

8.0	MAR 2016	8.1	NOV 2016	8.2	JUN 2017	8.3	JAN 2018
	<ul style="list-style-type: none">▪ Increased security▪ Multi-object onboarding tool in Web UI▪ Data visualization interface in Web UI▪ Shared data in Web UI▪ Support for deduplication tasks▪ STEP GDSN to support the GS1 MR3 format (BMS + 1WS)▪ Maintain attributes and LOVs in Web UI▪ Print Publishing▪ Conditionally mandatory attributes in workflow states▪ Inclusion and exclusion of automatically added objects in Change Packages▪ Renaming : Portal to Web UI		<ul style="list-style-type: none">▪ Asset importer - standard configuration▪ Web UI - simplified selection of objects, custom icons, text for toolbar action buttons▪ Data containers for simplified data modeling of entities▪ Export asset content via STEPXML▪ Smartsheets▪ Map IPGLN with GDSN Register and Publish actions▪ System diagnostic tools - business rules tracing and healthchecks▪ Support for eSignature, on-demand re-authentication for regulated industries and data▪ Value storage model implemented for the In-Memory Solution		<ul style="list-style-type: none">▪ Web UI Improvements:<ul style="list-style-type: none">▪ With Google Material Design principles▪ Simplified auto-testing with unique IDs▪ Improved Role-based Security▪ Authentication & APIs:<ul style="list-style-type: none">▪ Single Sign-on (SAML)▪ Expanded Extension API functionality▪ Capturing Asset content via the scripting and extension APIs▪ Workflow Improvements:<ul style="list-style-type: none">▪ Assignment of Status Flags to a workflow task▪ Simplified usage of Status Flags throughout STEP▪ Added flexibility and functionality for managing List of Values (LOV)		<ul style="list-style-type: none">▪ Web UI Improvements for better UX:<ul style="list-style-type: none">▪ Guided navigation – easy set up via a Wizard<ul style="list-style-type: none">- Global Search▪ LOV management and type-ahead▪ Attribute management▪ Web UI Visual Updates:<ul style="list-style-type: none">▪ Product Data Visual▪ Configuration Options▪ Dynamic Table Layout▪ Enhanced Tree Navigation▪ Translation Automation<ul style="list-style-type: none">▪ Acrolinx Integration▪ Data Exchange▪ Formatted Excel▪ Industry Standard Data Exchange Formats and Classifications (ie. ETIM, BMEcat, eCI@ss)

**Stay tuned for 2024.4, coming
December 2024!**

Follow Us!

Find us here for the latest news and updates





BETTER DATA.
BETTER BUSINESS.
BETTER WORLD.